



OSLO SHIPBROKERS

Market Report

April 2026

osloship@osb.no

www.osb.no

[+47 67 100 100](tel:+4767100100)



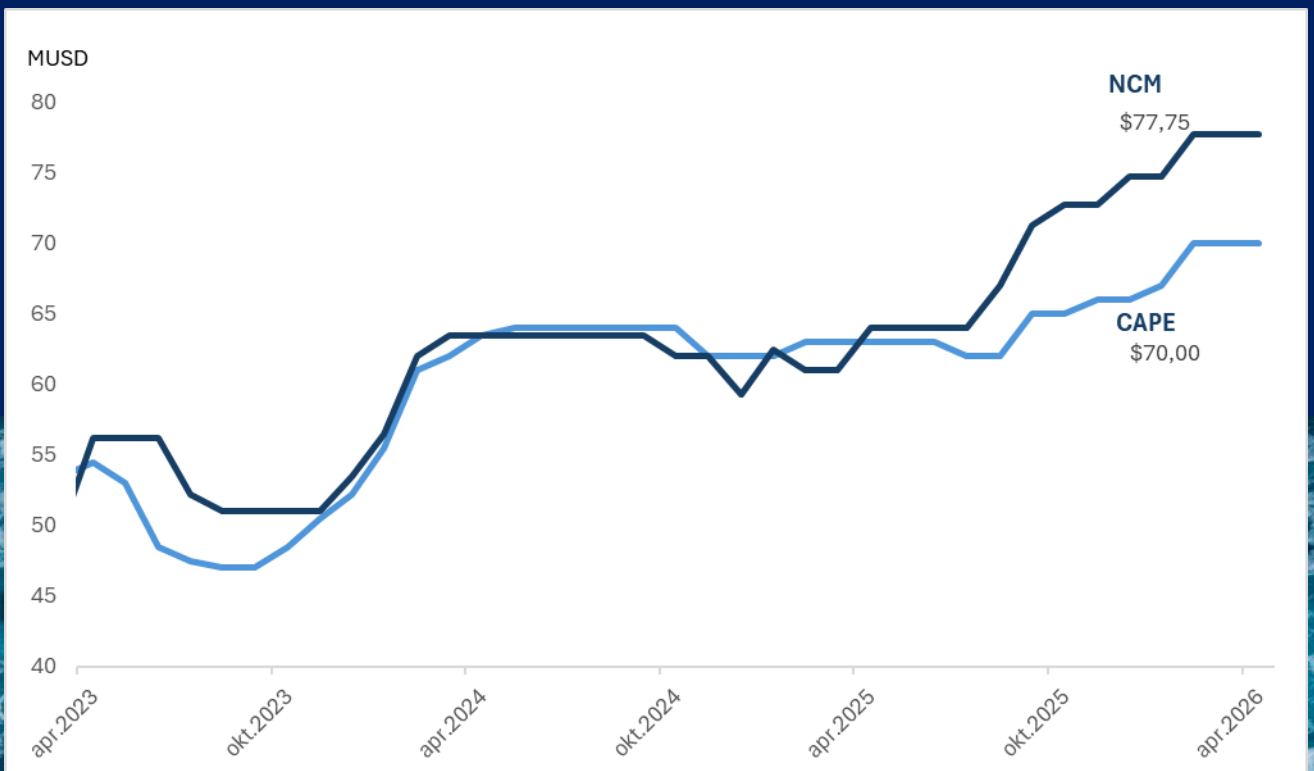
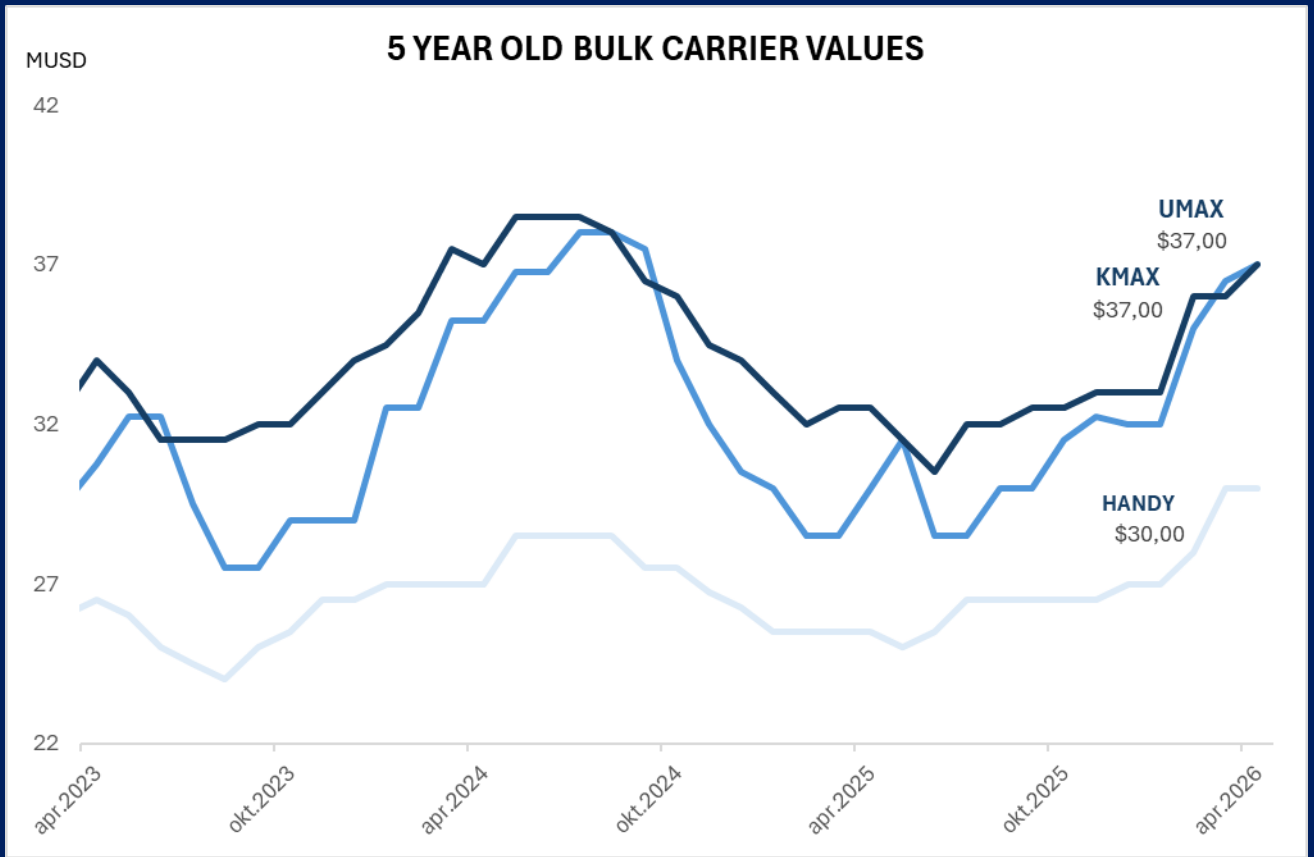
SHIP VALUES - DRY BULK

(USD Mill)	End 23	End 24	End 25	Mar 26	Apr 26	YoY %
Handysize 15y	11,00	12,00	11,75	13,50	12,00	0,00 %
Handysize 10y	17,00	19,00	20,25	22,00	23,00	24,32 %
Handysize 5y	26,50	26,25	27,00	30,00	30,00	17,65 %
Supramax 15y	14,25	15,25	15,75	17,25	17,50	16,67 %
Ultramax 10y	22,75	24,00	24,50	28,50	30,00	27,66 %
Ultramax 5y	29,00	30,50	32,00	36,50	37,00	23,33 %
Kamsarmax 15y	15,00	15,25	17,00	20,00	20,00	25,00 %
Kamsarmax 10y	24,00	24,50	26,00	30,00	30,00	20,00 %
Kamsarmax 5y	34,00	34,00	33,00	36,00	37,00	13,85 %
Capesize 15y	20,50	26,50	31,00	36,50	36,50	25,86 %
Capesize 10y	31,00	43,00	50,50	54,50	54,50	21,11 %
Capesize 5y	52,25	62,00	66,00	70,00	70,00	11,11 %
Newcastlemax 10y	41,50	45,75	56,00	59,00	59,00	18,59 %
Newcastlemax 5y	53,50	59,25	74,75	77,75	77,75	21,48 %

2nd hand values based on Japanese built dry bulk carriers / NB prices based on reputable Chinese shipyards

NEWBUILDING PRICES

(USD Mill)	End 23	End 24	End 25	Mar 26	Apr 26	YoY%
Handysize	30,50	31,00	30,00	30,50	30,50	1,67 %
Ultramax	33,00	34,50	32,50	33,50	33,50	0,00 %
Kamsarmax	35,00	37,50	35,50	36,50	36,50	0,00 %
Newcastlemax	70,00	78,50	76,00	76,00	76,00	-0,65 %



APRIL SALES - DRY

Name	DWT	Built	Yard	Country	Price USD	Buyers
JUNO BRAVE	25 081	2012	Murakami	Japan	\$6 500 000	Vietnamese
ITHACA PATIENCE	28 349	2010	Shimanami	Japan	\$9 800 000	Undisclosed
AEOLOS	31 640	2001	Saiki	Japan	\$6 600 000	Undisclosed
JIN WANG LING	31 775	2010	Wenchong	China	\$8 200 000	Undisclosed
COSCO KUNLUNSHAN	31 917	2010	Mawei	China	\$8 200 000	Undisclosed
TAOKAS WISDOM	31 943	2008	Hakodate	Japan	\$10 000 000	Undisclosed
STAMFORD PIONEER	32 211	2012	Maple Leaf	China	\$8 500 000	Turkish
HUN	34 021	1996	Imabari	Japan	\$3 430 000	Undisclosed
NANAIMO BAY	34 407	2016	Namura	Japan	\$19 000 000	undisclosed
GULNAK	35 167	2011	Lianyungang	China	\$9 300 000	Greek
KS GRACE	36 320	2014	Shikoku	Japan	\$16 500 000	Greek
DORYSIA	36 863	2010	Hyundai Mipo	Korea	\$25 000 000	Vietnamese
STRADION	36 863	2011	Hyundai Mipo	Korea	En bloc	Vietnamese
ASTRO ORION	37 388	2017	AVIC Weihai	China	\$21 000 000	Cosmoship
SPEED	49 692	1996	Koyo	Japan	\$4 540 000	Undisclosed
MERCURY OCEAN	53 452	2008	Iwagi Zosen	Japan	\$13 000 000	Chinese
POSEIDON S	53 482	2008	Iwagi Zosen	Japan	\$13 000 000	Turkish
VALIANT WAVE	53 490	2005	Imabari	Japan	\$1 030 000	Undisclosed
VOSCO UNITY	53 552	2004	Imabari	Japan	\$8 470 000	Undisclosed
ASTERIS	53 629	2007	Dayang	China	\$9 800 000	Undisclosed
PHOENIX K	54 881	2007	Oshima	Japan	\$14 000 000	Chinese
VALIANT	55 561	2009	Hyundai-Vina	Vietnam	\$13 400 000	Undisclosed
K. RUBY	55 688	2011	IHI	Japan	\$15 800 000	Undisclosed
AQUAVITA BAY	55 757	2014	JMU	Japan	\$20 000 000	Undisclosed
CHAKRAVATI	55 814	2006	Kawasaki	Japan	\$10 500 000	F.East
HONCHO	56 603	2011	China Jiangsu	China	\$13 250 000	Undisclosed
V BRAVO	56 659	2012	Zhej. Zhenghe	China	\$14 250 000	Undisclosed
HONOUR	57 050	2010	COSCO Zhou.	China	\$13 300 000	Chinese
SERENE AMELIA	57 238	2010	STX - Jinhae	Korea	\$14 500 000	Undisclosed
PETRUS	57 374	2011	STX - Jinhae	Korea	\$13 750 000	Undisclosed
ASTRA PERSEUS	58 518	2012	DSME Shand.	China	\$16 800 000	Undisclosed
SUNNY ROYAL	58 772	2011	Kawasaki	Japan	\$18 500 000	Greek
AMSTEL TIGER	60 454	2016	Oshima	Japan	\$27 000 000	Undisclosed
FJ STAR	61 225	2016	Shin Kuru	Japan	\$26 000 000	Chinese
AMORE	61 453	2012	Shin Kasado	Japan	\$20 400 000	Chinese
ASL IXORA	61 470	2012	Shin Kasado	Japan	\$20 100 000	Chinese
AMIS POWER	64 012	2018	Tsun. Cebu	Philippines	\$32 500 000	Undisclosed
NEW DAYANG NDY1315	64 100	2027	New Dayang	China	\$36 500 000	Niovis
NEW DAYANG NDY1316	64 100	2027	New Dayang	China	\$36 500 000	Niovis
TAILWINDS	73 624	2004	Jiangnan	China	\$8 500 000	Rpdt Sold China
N AMALTHIA	75 356	2006	Universal	Japan	\$10 300 000	Chinese
BASALT	76 116	2012	Hudong	China	\$15 200 000	Undisclosed
PABUR	76 167	2012	Taizhou Kouai	China	\$16 500 000	Undisclosed
DON OUSA	76 417	2004	Tsun. Tadotsu	Japan	\$9 600 000	Undisclosed
ALEXANDROS PETRAKIS	76 596	2008	Shin Kasado	Japan	\$13 300 000	Chinese
AGRI KINSALE	77 171	2009	Oshima	Japan	\$15 100 000	Undisclosed
GOLDEN WAVE	79 366	2011	Nanjing Wuji.	China	\$13 950 000	Rpdt Sold China
SKYROS	79 366	2011	Nanjing Wuji.	China	\$13 500 000	Undisclosed
ELWAY	81 911	2012	Jiangsu East.	China	\$16 200 000	Blue Seas
JOHN M CARRAS	82 057	2012	Daewoo	Korea	\$18 200 000	Greek
DIAMANTINA	82 139	2010	Tsun. Zhou.	China	\$19 000 000	UAE based
DONGHAE STAR	82 861	2012	STX - Jinhae	Korea	\$17 000 000	Undisclosed
SEACON OSLO	85 507	2023	Wenchong	China	\$36 000 000	Undisclosed
SEACON SANTOS	85 507	2023	Wenchong	China	\$36 000 000	Undisclosed
HUANGPU WENCHONG H3096	85 688	2023	Wenchong	China	\$36 000 000	Undisclosed
SEACON VANCOUVER	85 688	2023	Wenchong	China	\$36 000 000	Undisclosed
CORONA BRAVE	88 172	2006	Imabari	Japan	\$12 900 000	Chinese
OHSHU MARU	92 075	2011	Namura	Japan	\$16 200 000	Undisclosed
YANGZE 901	93 229	2012	Newyangzi	China	\$12 800 000	Chinese
LOWLANDS SPIRIT	182 820	2019	Imabari	Japan	\$65 000 000	Undisclosed
RTM ZHENG HE	205 431	2012	HHIC-Phil	Philippines	\$45 000 000	Chinese
RTM CARTIER	205 507	2012	HHIC-Phil	Philippines	\$45 000 000	Chinese

SHIP VALUES - TANK

(USD Mill)	End 23	End 24	End 25	Mar 26	Apr 26	YoY %
MR 15y	25,00	21,50	21,00	26,00	26,00	23,81 %
MR 10y	34,00	32,00	33,00	37,00	38,00	22,58 %
MR 5y	43,50	42,00	43,00	46,00	47,00	14,63 %
LR2 15y	44,50	37,00	39,00	44,00	44,00	18,92 %
LR2 10y	57,50	54,50	57,50	67,00	68,00	29,52 %
LR2 5y	73,00	69,50	70,00	79,00	79,00	21,54 %
Suezmax 15y	41,00	40,00	45,00	56,00	57,00	42,50 %
Suezmax 10y	60,00	60,00	64,00	75,00	75,00	20,97 %
Suezmax 5y	78,00	77,00	80,00	88,00	89,00	15,58 %
VLCC 15y	55,00	54,00	62,00	78,00	78,00	47,17 %
VLCC 10y	75,00	85,00	90,00	109,00	109,00	31,33 %
VLCC 5y	105,00	114,00	120,00	135,00	135,00	20,54 %

2nd hand values based on Japanese/Korean built / NB prices based on reputable Chinese shipyards

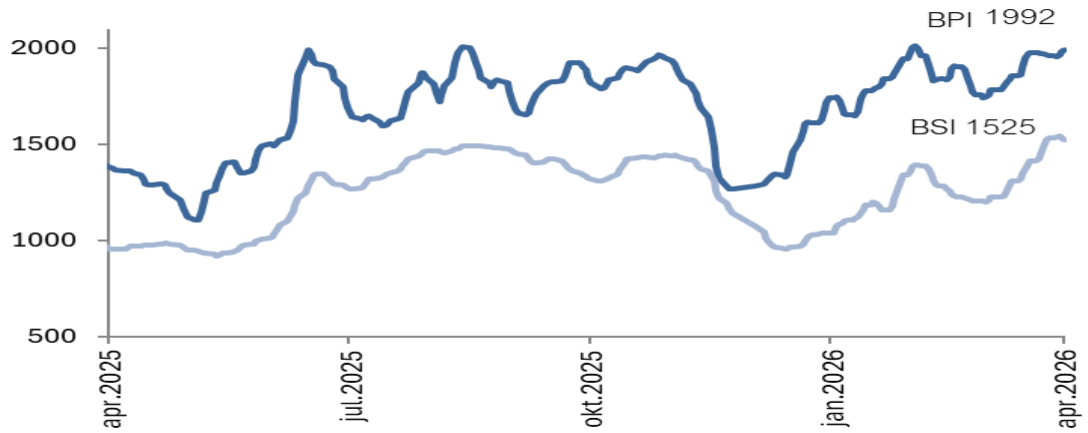
NEWBUILDING PRICES

(USD Mill)	End 23	End 24	End 25	Mar 26	Apr 26	
MR	43,50	44,00	43,50	45,00	45,00	-8,16 %
LR2	65,00	72,00	69,00	71,00	71,00	-2,07 %
Suezmax	75,00	80,00	80,00	80,00	80,00	-7,51 %
VLCC	120,00	120,00	120,00	122,00	122,00	-2,40 %

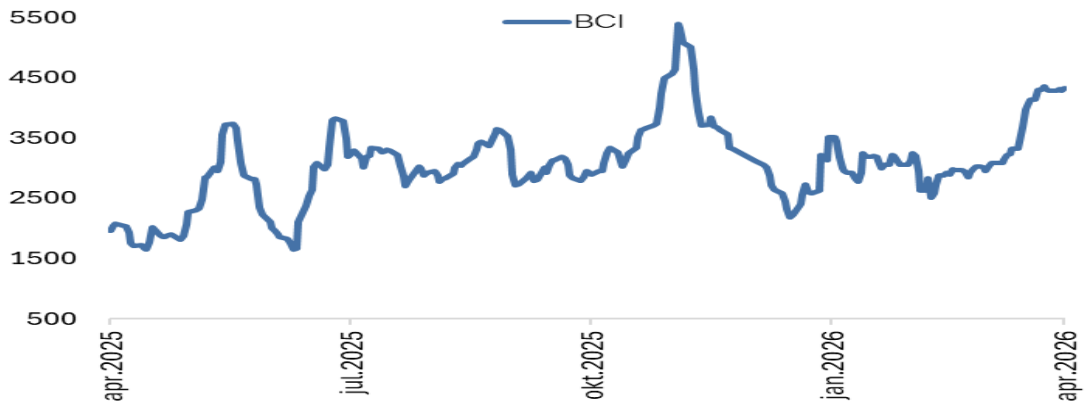
APRIL SALES - TANK

Name	DWT	Built	Country	Yard	Price USD	Buyers
JBU SAPPHIRE	19 860	2009	Japan	Kitanihon	\$18 700 000	Chinese
MTM SHANGHAI	19 885	2006	Japan	Fukuoka	\$14 000 000	Chinese
YCAZALEA	19 997	2004	Japan	Shin Kurushim:	\$10 750 000	Undisclosed
CHEM STREAM	19 998	2010	Japan	Shitanoe	\$20 800 000	Undisclosed
GINGA SAKER	20 491	2003	Japan	Shin Kurushim:	\$10 800 000	Chinese
EASTERLY CANYON	36 677	2009	Korea	Hyundai Mipo	\$19 000 000	Greek
EAST COAST	37 515	2005	Korea	Hyundai Mipo	\$11 700 000	Undisclosed
KIRSTEN MAERSK	39 729	2010	China	GSI	\$22 000 000	Undisclosed
UOG KYMA	44 995	2011	Japan	Onomichi	\$25 500 000	Undisclosed
ENDEAVOR	45 994	2003	Japan	Shin Kurushim:	\$8 500 000	Chinese
GT FREEDOM	45 994	2003	Japan	Shin Kurushim:	\$8 500 000	Undisclosed
JAG PANKHI	46 346	2003	Korea	HHI	\$7 800 000	Undisclosed
CORDOBA	46 763	2007	Korea	Sungdong	\$17 000 000	Undisclosed
PRINCESS ANNA	47 162	2010	Korea	Hyundai Mipo	\$22 000 000	Undisclosed
JAG PRAKASH	47 848	2007	Korea	STX	\$17 500 000	Undisclosed
ARDMORE ENGINEER	49 420	2014	Korea	STX	\$35 500 000	Gesco
STI AQUA	49 990	2014	Korea	SPP	\$35 000 000	Besiktas
STI BLACK HAWK	49 990	2015	Korea	Hyundai Mipo	\$35 000 000	undisclosed
STI BROOKLYN	49 990	2015	Korea	SPP	\$35 000 000	undisclosed
STI OPERA	49 990	2014	Korea	Hyunndai Mipo	\$35 000 000	Besiktas
STI REGINA	49 990	2014	Korea	SPP	\$35 000 000	Besiktas
YMH VII	49 990	2015	Korea	Hyundai Mipo	\$35 000 000	Undisclosed
OCEAN SPIRIT	49 995	2012	Korea	SPP	\$27 000 000	Undisclosed
OPTIMAL ACE	49 999	2006	Korea	STX	\$16 500 000	Undisclosed
PRO ONYX	49 999	2019	Korea	Hyundai Mipo	\$39 000 000	undisclosed
DAI PHU	50 530	2006	Korea	SPP	\$13 300 000	Undisclosed
ARION	51 589	2010	Korea	Hyundai Mipo	\$25 000 000	Undisclosed
EVER VICTORY	70 426	2005	Japan	Universal	\$14 700 000	Undisclosed
PAN CAKE	72 735	2006	China	Dalian	\$19 000 000	Undisclosed
CAPE TAMPA	73 719	2009	China	New Times	\$22 000 000	Undisclosed
SHAHRAZAD	74 999	2009	Korea	Hyundai Mipo	\$20 000 000	Undisclosed
PM MONARCH	76 543	2007	China	Dalian	\$20 000 000	Undisclosed
PM IMPERIAL	76 574	2007	China	Dalian	\$20 000 000	Undisclosed
P. ALIKI	105 304	2010	Korea	HHI	\$42 650 000	Trafigura
PUSAKA BORNEO	108 459	2018	Japan	Tsuneishi	\$78 000 000	Undisclosed
STI MADISON	109 999	2014	Korea	Hyundai Samhc	\$65 000 000	Undisclosed
STI PARK	109 999	2014	Korea	Hyundai Samhc	\$65 000 000	Undisclosed
STI SLOANE	109 999	2014	Korea	Hyundai Samhc	\$65 000 000	Undisclosed
PENELOP	115 091	2006	Korea	Daewoo	\$25 000 000	Undisclosed
ASIA ASCEND	115 444	2004	Korea	Samsung	\$32 500 000	Chinese
SIENNA	149 847	2007	Japan	Universal	\$47 500 000	Undisclosed
FRONT IDUN	156 657	2015	China	Rongsheng	\$70 000 000	Silk Searoad
FRONT ULL	156 848	2014	China	Rongsheng	\$70 000 000	Silk Searoad
BAKER SPIRIT	156 929	2009	China	Rongsheng	\$53 500 000	Undisclosed
NGM RUBY	158 491	2012	Korea	Sungdong	\$60 000 000	Undisclosed
STENA SURPRISE	158 491	2012	Korea	Sungdong	\$67 000 000	undisclosed
AEGEAN HORIZON	158 738	2007	Korea	HHI	\$50 100 000	Undisclosed
CAP FELIX	158 765	2008	Korea	Samsung	\$47 500 000	Undisclosed
KASAGISAN	302 478	2006	Japan	Mitsui	\$60 000 000	GMS

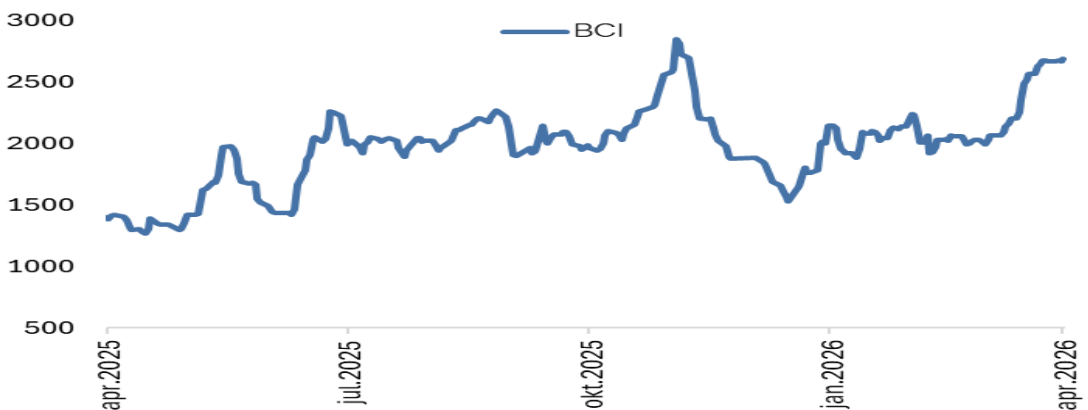
BPI & BSI - LAST 12 MONTHS



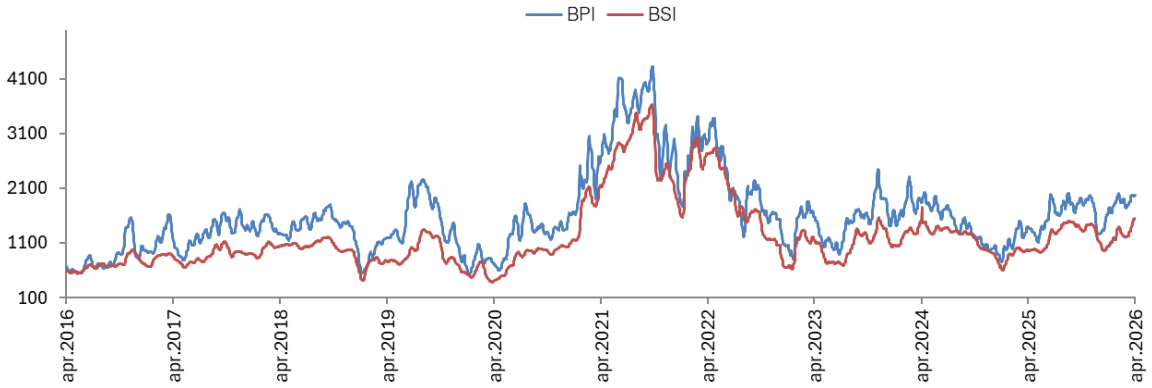
BCI - LAST 12 MONTHS



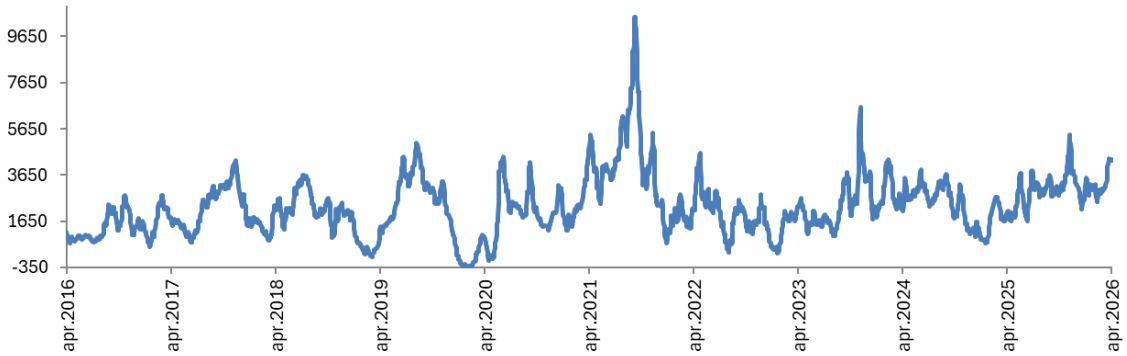
BDI - LAST 12 MONTHS



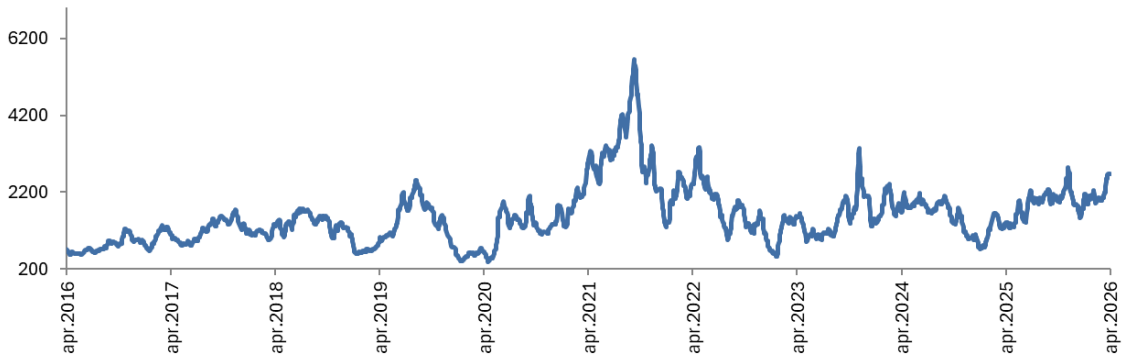
BPI - BSI - LAST 10 YEARS



BCI - LAST 10 YEARS



BDI - LAST 10 YEARS





OSLO SHIPBROKERS

Strandveien 50C, 1366 Lysaker, Norway

Telephone: (+47) 67 100 100

Email: osloship@osb.no