



OSLO SHIPBROKERS

Market Report

March 2026

osloship@osb.no

www.osb.no

[+47 67 100 100](tel:+4767100100)



SHIP VALUES - DRY BULK

(USD Mill)	End 23	End 24	End 25	Feb 26	Mar 26	YoY %
Handy 15y	11,00	12,00	11,75	12,00	13,50	12,50 %
Handy 10y	17,00	19,00	20,25	20,25	22,00	23,94 %
Handy 5y	26,50	26,25	27,00	28,00	30,00	17,65 %
Supra 15y	14,25	15,25	15,75	16,50	17,25	23,21 %
Ultra 10y	22,75	24,00	24,50	27,00	28,50	26,67 %
Ultra 5y	29,00	30,50	32,00	35,00	36,50	28,07 %
Kamsar 15y	15,00	15,25	17,00	19,00	20,00	26,98 %
Kamsar 10y	24,00	24,50	26,00	30,00	30,00	20,00 %
Kamsar 5y	34,00	34,00	33,00	36,00	36,00	10,77 %
Cape 15y	20,50	26,50	31,00	36,50	36,50	28,07 %
Cape 10y	31,00	43,00	50,50	54,50	54,50	21,11 %
Cape 5y	52,25	62,00	66,00	70,00	70,00	11,11 %
Nuke 10y	41,50	45,75	56,00	59,00	59,00	24,21 %
Nuke 5y	53,50	59,25	74,75	77,75	77,75	27,46 %

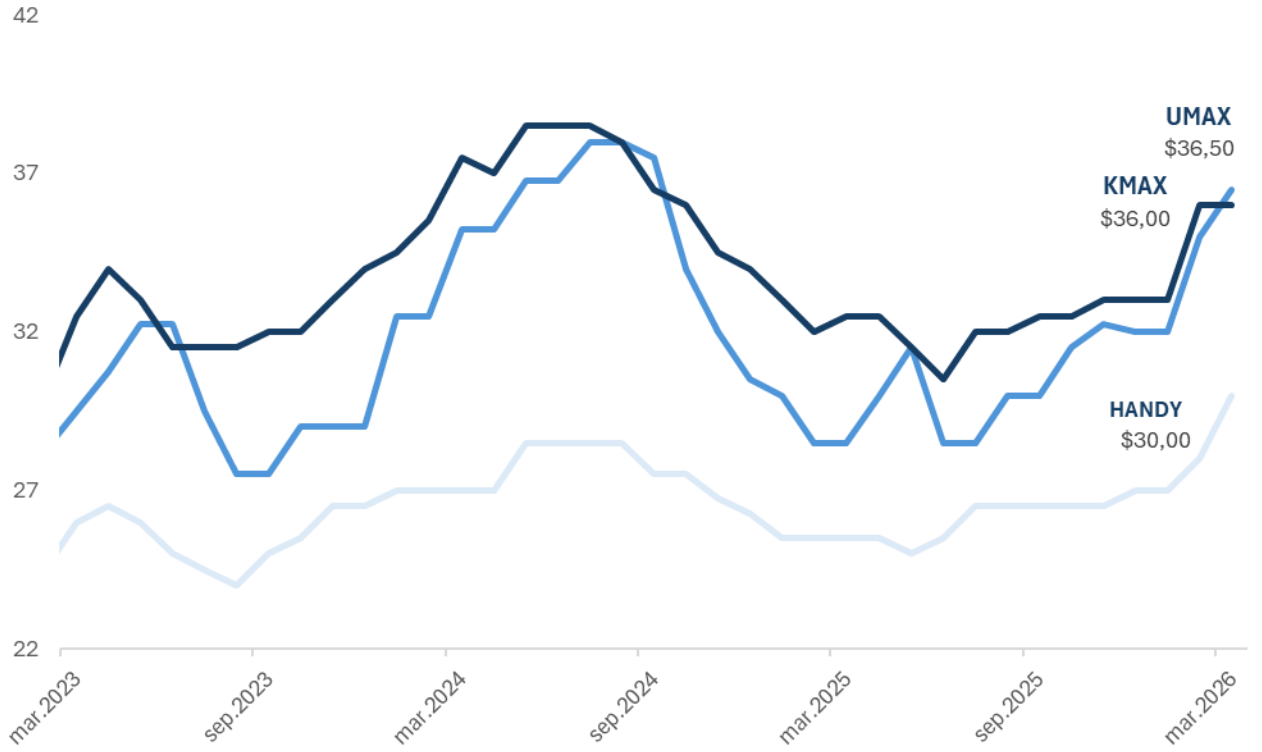
2nd hand values based on Japanese built dry bulk carriers / NB prices based on reputable Chinese shipyards

NEWBUILDING PRICES

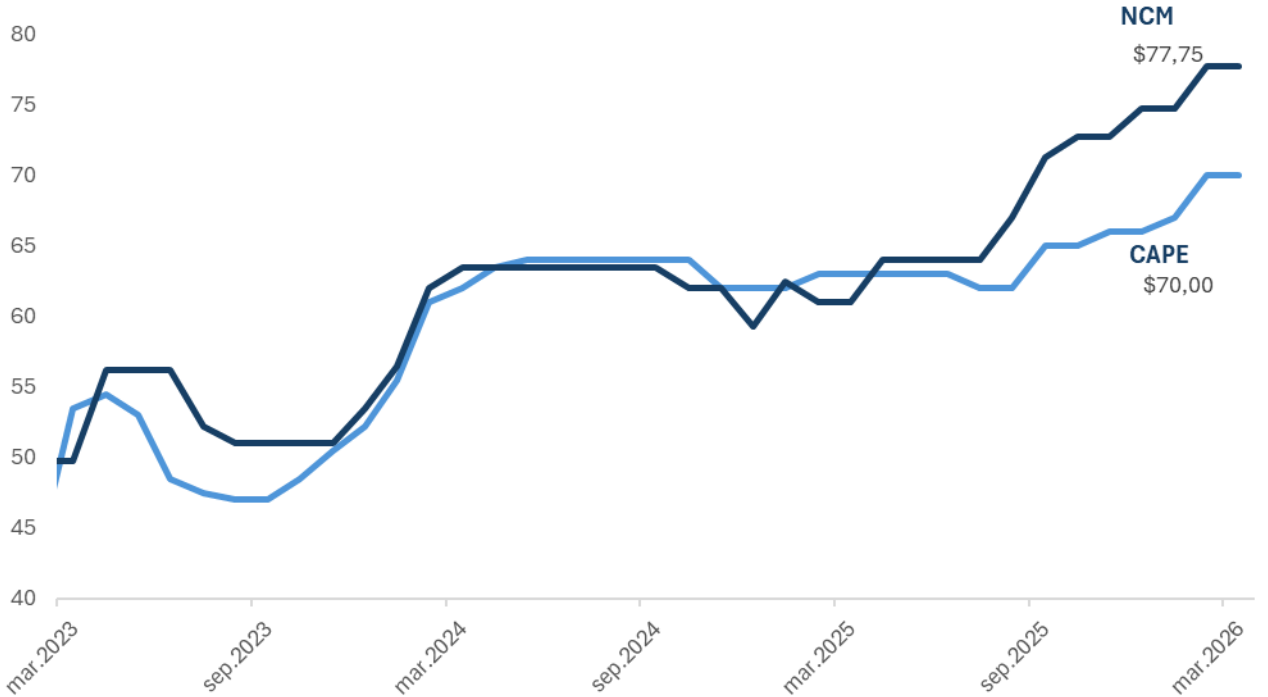
(USD Mill)	End 23	End 24	End 25	Feb 26	Mar 26	YoY%
Handysize (40 tdw)	30,50	31,00	30,00	30,50	30,50	0,00 %
Ultramax (64 tdw)	33,00	34,50	32,50	33,00	33,50	-1,47 %
Kamsarmax (82 tdw)	35,00	37,50	35,50	36,00	36,50	-1,35 %
N'castlemax (210 tdw)	70,00	78,50	76,00	76,00	76,00	-0,65 %

5 YEAR OLD BULK CARRIER VALUES

MUSD



MUSD



MARCH SALES - DRY

Name	DWT	Built	Country	Yard	Price USD	Buyers
RUI FU XING	28 213	2012	China	Nantong Dongxin	\$ 22 000 000	Undisclosed
KEN GIANT	28 323	2009	Japan	Imabari	\$ 8 600 000	Turkish
ASB BONITO	29 370	2001	Turkey	Tuzla Gemi	\$ 2 910 000	Undisclosed
SEA SAPPHIRE	32 550	2010	China	Zhejiang Hongxin	\$ 8 500 000	Undisclosed
SIGMA PIONEER	32 613	2011	China	JNS	\$ 8 750 000	Undisclosed
REKAPEX	33 730	2011	China	Samjim	\$ 9 500 000	Greek
AFRICAN PELICAN	34 302	2015	Japan	Namura	\$ 18 500 000	Undisclosed
AFRICAN WEAVER	34 369	2016	Japan	Namura	\$ 20 100 000	Undisclosed
AFRICAN OWL	34 382	2016	Japan	Namura	\$ 18 500 000	Undisclosed
ATLANTIC SPIRIT	35 053	2013	China	Nanjing Dongze	\$ 12 750 000	Undisclosed
ZAFER	35 186	2011	Korea	Samho	\$ 13 000 000	Undisclosed
DL OLIVE	35 194	2013	Korea	SPP	\$ 15 300 000	Undisclosed
DL LAVENDER	35 194	2014	Korea	SPP	\$ 15 800 000	Greek
PACIFIC HARMONY	38 139	2013	Japan	Imabari	\$ 18 200 000	Greek
QI CHENG 3	38 268	2012	China	Jiangsu Mingyang	\$ 11 000 000	Chinese
SIDER ATHENA	39 128	2013	China	Chengxi	\$ 17 000 000	Turkish
NORD SANTIAGO	39 475	2018	China	JNS	\$ 22 000 000	Undisclosed
ACTION TRADER	39 481	2017	China	JNS	\$ 21 000 000	Greek
HUNAN	39 828	2016	China	Chengxi	\$ 19 000 000	Undisclosed
SIDER IMABARI	40 320	2024	Japan	Shimanami	\$ 34 750 000	Turkish
CL CONTIGO	40 799	2015	China	Hantong	\$ 19 500 000	Turkish
OCEAN ROSEMARY	43 769	1996	Korea	Daewoo	\$ 4 130 000	Undisclosed
KULJAK ARROW	50 379	2003	Philippines	Tsuneishi Cebu	\$ 4 560 000	Undisclosed
FIGEAC	53 177	2011	China	Chengxi	\$ 13 000 000	Chinese
THEODORA	53 569	2008	Japan	Iwagi	\$ 13 000 000	Undisclosed
CORAL GEM	55 073	2010	China	NACKS	\$ 14 500 000	Chinese
GENCO PICARDY	55 317	2005	China	NACKS	\$ 10 500 000	Chinese
BAO EXPRESS	55 317	2005	China	NACKS	\$ 10 500 000	Chinese
GENCO PREDATOR	55 407	2005	China	NACKS	\$ 10 500 000	Chinese
VALIANT	55 561	2009	Vietnam	Hyundai-Vina	\$ 13 400 000	Undisclosed
SOMNATH	55 707	2005	Japan	Oshima	\$ 8 600 000	Undisclosed
PAPA JOHN	56 543	2010	China	Qingshan	\$ 13 200 000	Chinese
TITANAS	57 360	2012	China	Hantong	\$ 14 000 000	Chinese
PETRUS	57 374	2011	Korea	STX	\$ 13 750 000	Undisclosed
HAI JIN	58 000	2013	China	Dayang	\$ 16 000 000	Undisclosed
XO COPENHAGEN	58 107	2010	China	Tsuneishi Zhoush	\$ 16 300 000	Chinese
PLATON	58 502	2011	Korea	SPP	\$ 15 400 000	Chinese
EVER BAND	58 743	2009	China	Tsuneishi Zhoush	\$ 13 750 000	Chinese
CONSOLIDATOR	58 811	2007	Philippines	Tsuneishi Cebu	\$ 11 500 000	Undisclosed
ONLY YOU	60 492	2017	Japan	Sanoyas	\$ 28 750 000	Dee4
EASTERN JUNIPER	61 185	2022	China	NACKS	\$ 32 000 000	Undisclosed
CLOVER	61 377	2013	Japan	Iwagi	\$ 21 000 000	Undisclosed
SINOP	63 200	2013	China	Dayang	\$ 22 500 000	Greek
SIIRT	63 200	2013	China	Dayang	\$ 21 500 000	Greek
GLOBAL SEAS	63 200	2013	China	Dayang	\$ 22 500 000	Greek
DESERT DIGNITY	63 503	2016	Japan	Imabari	\$ 28 000 000	Undisclosed
JIN RUI	63 800	2014	China	Hantong	\$ 24 000 000	Chinese
JIN PING	63 800	2014	China	Hantong	\$ 23 400 000	Undisclosed
GEMMA	63 878	2017	China	Tsuneishi Zhoush	\$ 30 500 000	Greek
CASDA	64 012	2018	Philippines	Tsuneishi Cebu	\$ 30 500 000	Greek
ABILITY	64 253	2021	Japan	Shin Kurushima	\$ 37 000 000	Astrobulk Ltd

OCEAN LION	75 656	2005	Japan	Sanoyas	\$	10 000 000	Undisclosed
AGRI KINSALE	77 171	2009	Japan	Oshima	\$	15 100 000	Undisclosed
BARWON	78 182	2015	Japan	Sasebo Heavy	\$	26 000 000	Greek
GIEWONT	79 649	2010	China	New Century	\$	11 700 000	Undisclosed
TALIMEN	81 056	2016	China	Jinling	\$	28 750 000	Undisclosed
THREE SASKIAS	81 094	2014	Japan	JMU	\$	27 000 000	Undisclosed
AQUAVITA SEA	81 479	2020	China	Jiangsu Hantong	\$	30 500 000	Greek
TRABZON	81 660	2011	Korea	Hyundai Mipo	\$	17 500 000	Undisclosed
ASL MOON	81 702	2008	Japan	Mitsui	\$	13 600 000	Chinese
NORD AURIGA	81 795	2020	China	Newyangzi	\$	32 000 000	Undisclosed
LOCH LONG	81 896	2013	China	Tsuneishi Zhoush	\$	23 000 000	Greek
CCS ORCHID	81 966	2017	China	Newyangzi	\$	27 240 000	Greek
PANAGIA S	81 966	2017	China	Newyangzi	\$	27 240 000	Greek
SPIRIT OF HO-PING	82 152	2011	Japan	Tsuneishi	\$	19 350 000	Greek
ST. DIMITRIOS	82 688	2007	Japan	Tsuneishi	\$	13 000 000	Undisclosed
MG MERCURY	84 790	2016	Japan	Imabari	\$	28 500 000	Greek
GIA INSPIRATION	85 035	2022	China	CSSC Tianjin	\$	33 300 000	Undisclosed
COPERNICUS N	93 062	2010	China	Taizhou Kouan	\$	12 350 000	Undisclosed
WELFINE	93 146	2011	China	Newyangzi	\$	11 800 000	Undisclosed
TRINITY I	93 280	2010	China	Newyangzi	\$	11 000 000	Undisclosed
ROZA	93 386	2010	China	Newyangzi	\$	11 000 000	Undisclosed
SQUIRESHIP	170 018	2010	Korea	Sungdong	\$	29 500 000	Undisclosed
CAPE SANDRA	175 607	2011	Philippines	HHIC-Phil	\$	32 000 000	Undisclosed
ALIADO	177 022	2005	Japan	Namura	\$	20 000 000	Undisclosed
LUCKY CARINA	177 947	2007	China	SWS	\$	23 800 000	Chinese
FRONTIER GARLAND	181 480	2011	Japan	Imabari	\$	36 250 000	Greek
JADE LUCK	203 512	2006	China	CSBC	\$	26 000 000	Undisclosed

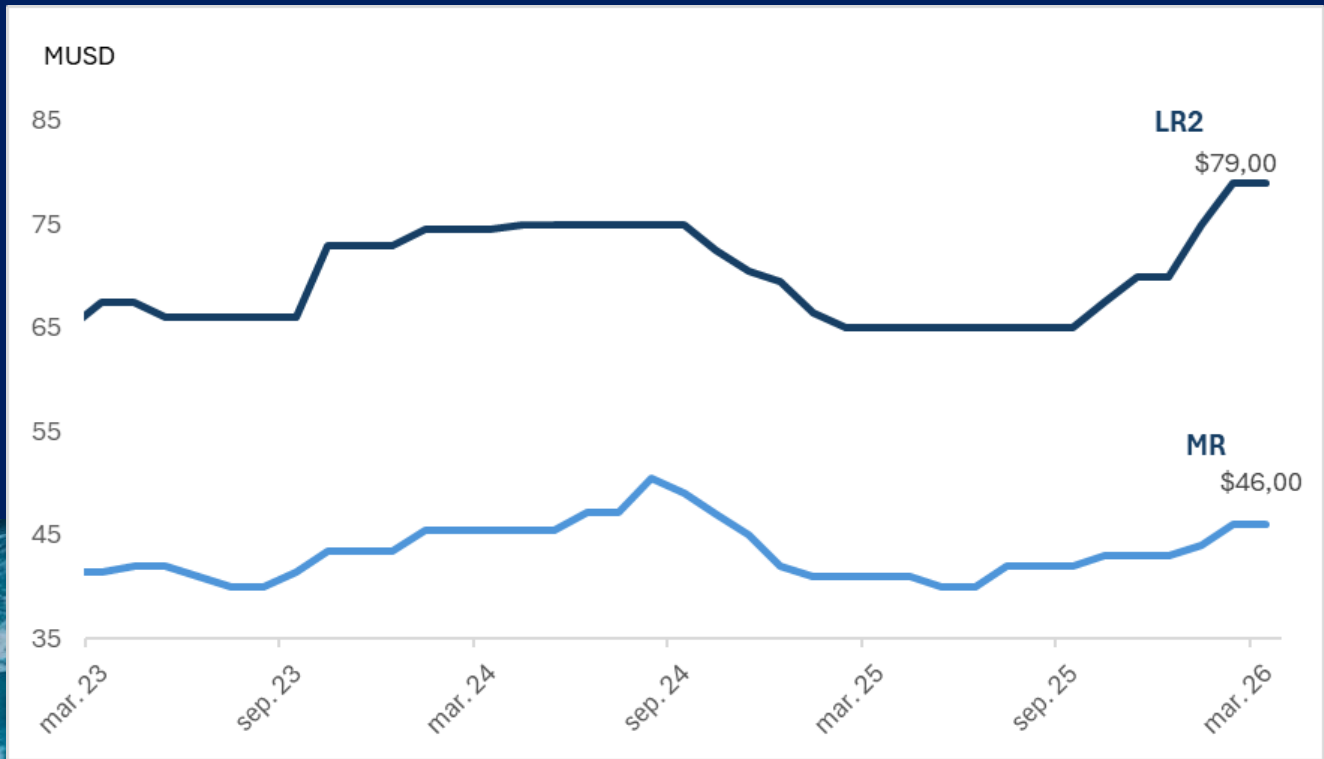
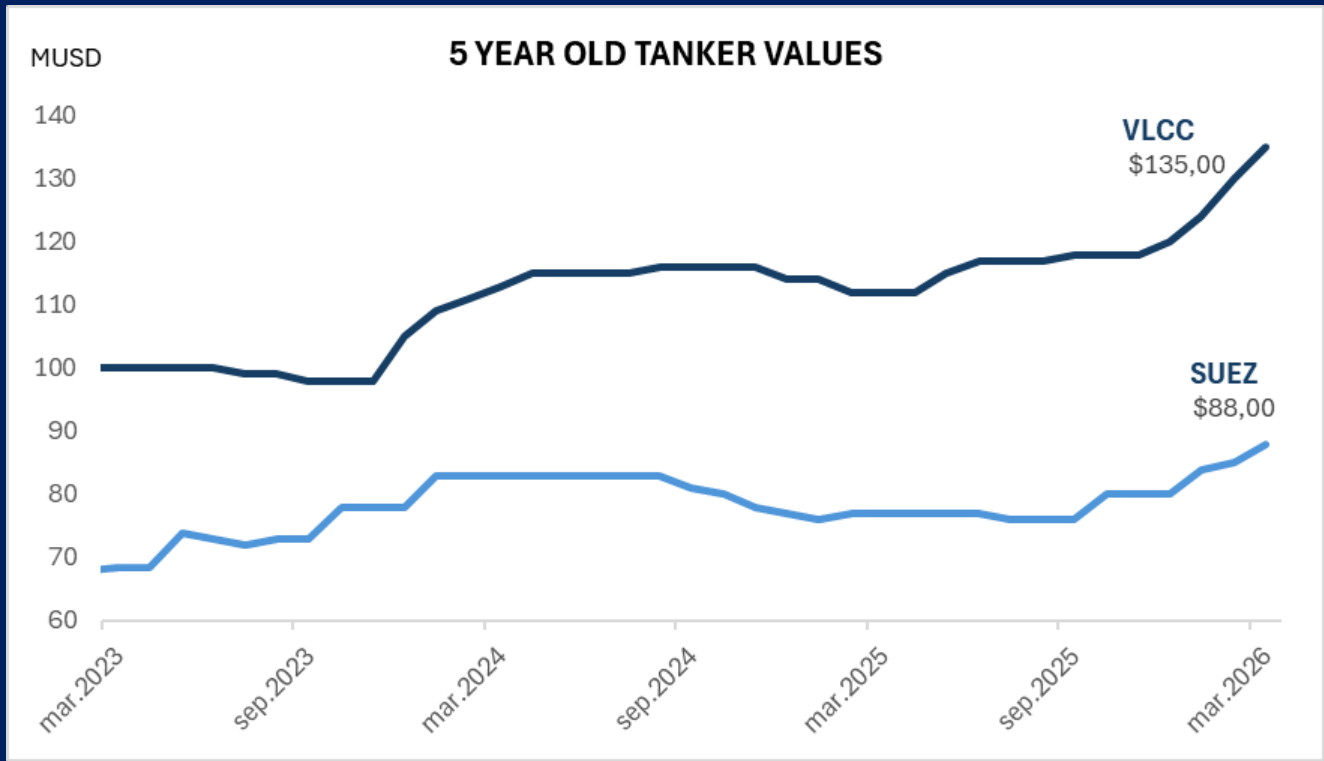
SHIP VALUES - TANK

(USD Mill)	End 23	End 24	End 25	Feb 26	Mar 26	YoY %
MR 15y	25,00	21,50	21,00	26,00	26,00	23,81 %
MR 10y	34,00	32,00	33,00	37,00	37,00	19,35 %
MR 5y	43,50	42,00	43,00	46,00	46,00	12,20 %
LR2 15y	44,50	37,00	39,00	44,00	44,00	18,92 %
LR2 10y	57,50	54,50	57,50	67,00	67,00	27,62 %
LR2 5y	73,00	69,50	70,00	79,00	79,00	21,54 %
Suezmax 15y	41,00	40,00	45,00	50,00	56,00	40,00 %
Suezmax 10y	60,00	60,00	64,00	72,00	75,00	20,97 %
Suezmax 5y	78,00	77,00	80,00	85,00	88,00	14,29 %
VLCC 15y	55,00	54,00	62,00	75,00	78,00	47,17 %
VLCC 10y	75,00	85,00	90,00	108,00	109,00	31,33 %
VLCC 5y	105,00	114,00	120,00	130,00	135,00	20,54 %

2nd hand values based on Japanese/Korean built / NB prices based on reputable Chinese shipyards

NEWBUILDING PRICES

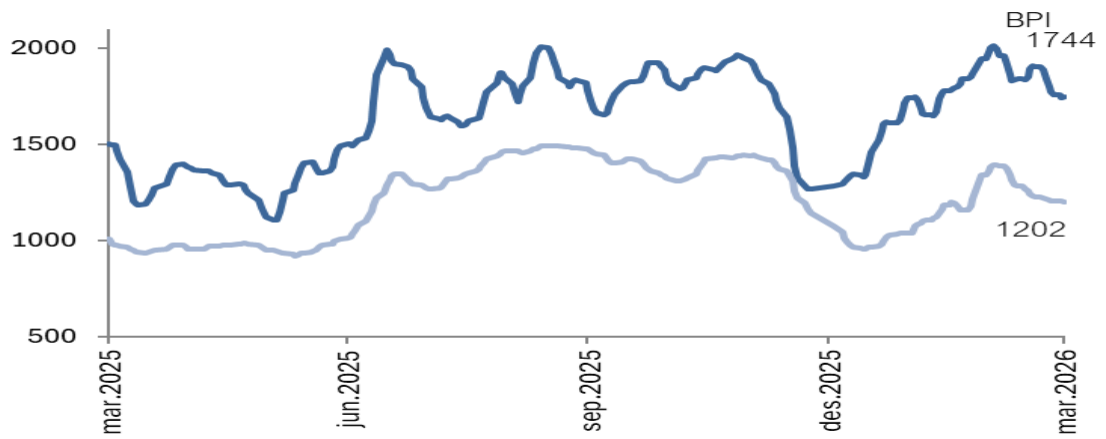
(USD Mill)	End 23	End 24	End 25	Feb 26	Mar 26
MR	43,50	44,00	43,50	45,00	45,00
LR2	65,00	72,00	69,00	71,00	71,00
Suezmax	75,00	80,00	80,00	80,00	80,00
VLCC	120,00	120,00	120,00	120,00	122,00



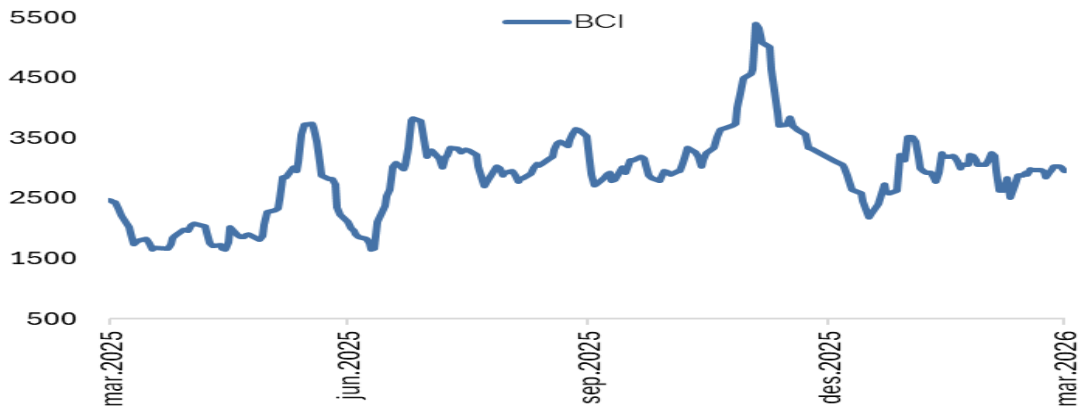
MARCH SALES - TANK

Name	DWT	Built	Country	Yard	Price USD	Buyers
ACADIAN	37 515	2005	Korea	Hyundai Mipo	\$ 10 000 000	Undisclosed
CHRYSOPIGI	38 554	2006	China	GSI	\$ 9 000 000	Indian
DAWHA SPIRIT	40 099	2005	Korea	ShinaA	\$ 12 000 000	Sold Nigeria
MARINER A	40 099	2005	Korea	ShinaA	\$ 12 000 000	Nigerian
FINNANGER	46 251	2009	Korea	Hyundai Mipo	\$ 24 000 000	Undisclosed
FJELLANGER	46 287	2010	Korea	Hyundai Mipo	\$ 24 000 000	Undisclosed
FALCON MAJESTIC	47 097	2008	Korea	Hyundai Mipo	\$ 17 750 000	Undisclosed
STI OSCEOLA	49 990	2015	Korea	Hyundai Mipo	\$ 35 000 000	Undisclosed
STI SENECA	49 990	2015	Korea	Hyundai Mipo	\$ 35 000 000	Undisclosed
VELOS TURQUOISE	49 990	2013	Korea	Hyundai Mipo	\$ 32 500 000	Greek
HIGH SEAS	49 999	2012	Korea	Hyundai Mipo	\$ 27 600 000	Spring Marine
ROMANCE	50 094	2009	Korea	SLS	\$ 16 000 000	Undisclosed
NORD MARVEL	50 185	2020	Korea	Hyundai Mipo	\$ 45 000 000	Undisclosed
NORD MAVERICK	50 185	2020	Korea	Hyundai Mipo	\$ 45 000 000	Undisclosed
ALTAIR	50 583	2017	Korea	Dae Sun	\$ 38 000 000	JP Morgan
HANSA TROMSOE	51 501	2008	Korea	STX	\$ 16 900 000	Undisclosed
ORIENT NAVIGATOR	70 426	2005	Japan	Universal	\$ 14 000 000	Undisclosed
CHEMTRANS TAURUS	72 782	2006	China	Dalian	\$ 12 500 000	Undisclosed
MONTE LEMA	76 578	2010	China	Dalian	\$ 20 000 000	Undisclosed
MONTE TAMARO	76 579	2009	China	Dalian	\$ 20 000 000	Undisclosed
VOLTA RIVER	105 839	2007	Japan	Tsuneishi	\$ 33 000 000	Undisclosed
STI SOLIDARITY	109 999	2015	Korea	Sungdong	\$ 60 000 000	Undisclosed
ZENOVIA LADY	109 999	2009	Korea	Sundong	\$ 41 000 000	Undisclosed
MINERVA PELAGIA	112 532	2018	China	COSCO	\$ 71 000 000	Sold Greece
PENELOP	115 091	2006	Korea	Daewoo	\$ 25 000 000	Undisclosed
SINBAD	115 949	2009	Korea	Samsung	\$ 40 000 000	Undisclosed
HALA LIGHT	156 092	2013	Japan	Sumitomo	\$ 65 000 000	Greek
SIGRUN	156 092	2013	Japan	Sumitomo	\$ 65 000 000	Greek
POLIEGOS	157 540	2017	Korea	Sungdong	\$ 82 000 000	Sinokor
SILVERWAY	157 781	2017	Korea	Sungdong	\$ 82 000 000	Korea
DIM	158 319	2009	Korea	Samsung	\$ 44 000 000	Korea
LIBERA	158 319	2009	Korea	Samsung	\$ 44 000 000	Greek
AEGEAN VISION	158 871	2017	Korea	HHI	\$ 82 000 000	Korea
AEGEAN MARATHON	158 914	2016	Korea	HHI	\$ 82 000 000	Sinokor
SEAJEWEL	159 039	2013	Korea	Samsung	\$ 62 500 000	Undisclosed
STENA SUNSHINE	159 039	2013	Korea	Samsung	\$ 63 000 000	Undisclosed
NORDIC SKIER	159 089	2005	Korea	HHI	\$ 40 000 000	Sold China
KONDOR	296 714	2012	China	Shanghai Jiang	\$ 78 400 000	Sinokor
TRIKWONG VENTURE	297 136	2012	China	Dalian	\$ 70 000 000	Korea
EAGLE VANCOUVER	299 989	2013	Korea	Daewoo	\$ 86 500 000	Sinokor
KIHO	300 866	2006	Japan	IHI	\$ 51 500 000	Undisclosed
HAISHEN	308 930	2005	Korea	Samsung	\$ 38 000 000	Undisclosed
SEASILK	317 826	2006	Korea	Hyundai Samhc	\$ 57 000 000	Sinokor
IVORY COAST PROSPERIT	318 440	2009	Korea	HHI	\$ 70 000 000	Undisclosed
SHAYBAH	319 429	2008	Korea	Daewoo	\$ 59 000 000	Korea
LONG WIND	320 142	2011	China	Bohai	\$ 68 000 000	Undisclosed

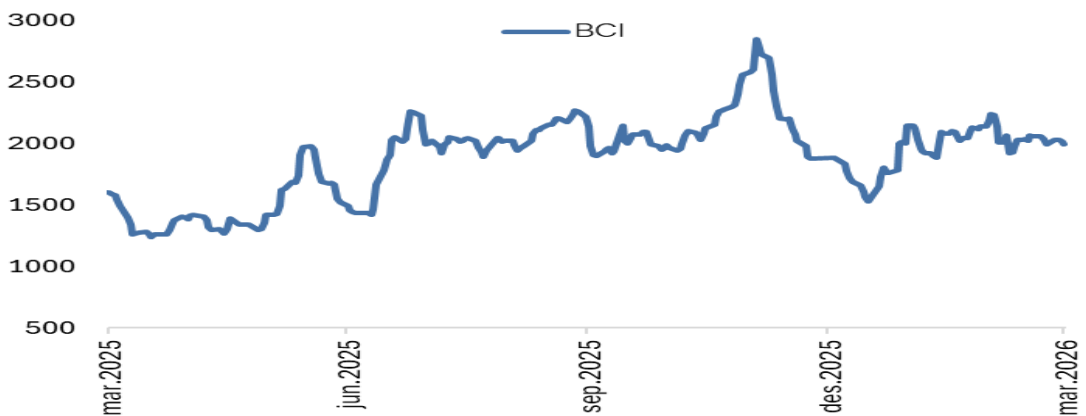
BPI & BSI - LAST 12 MONTHS



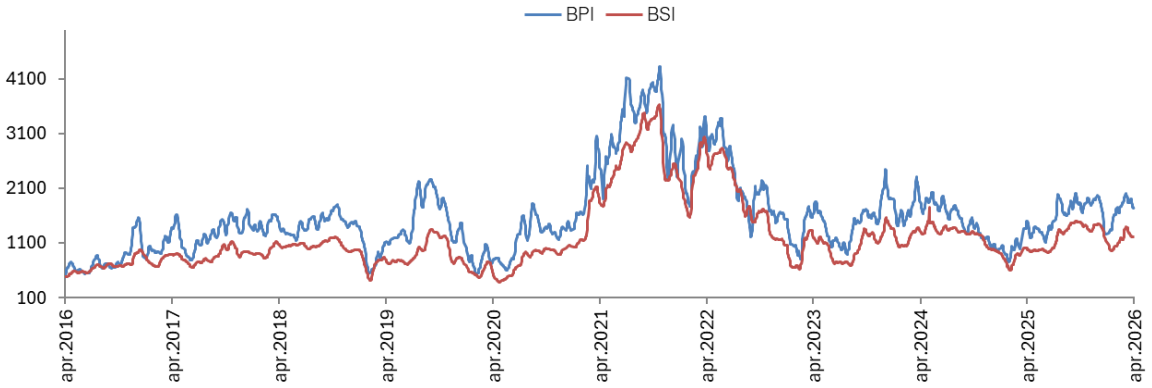
BCI - LAST 12 MONTHS



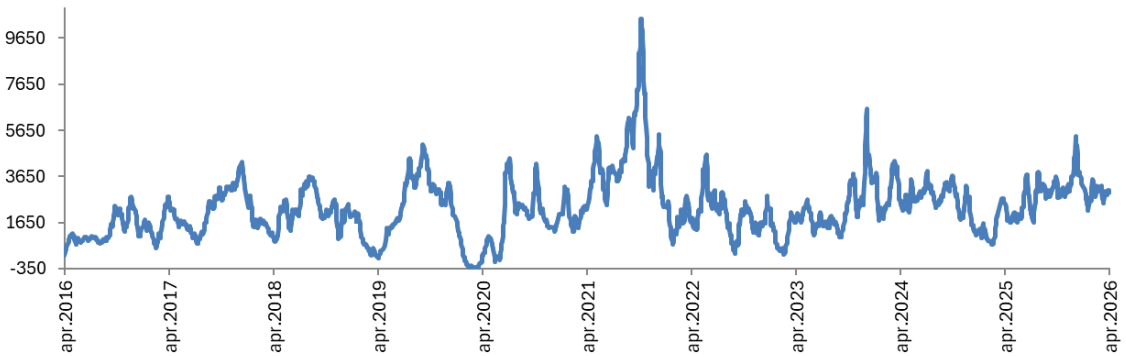
BDI - LAST 12 MONTHS



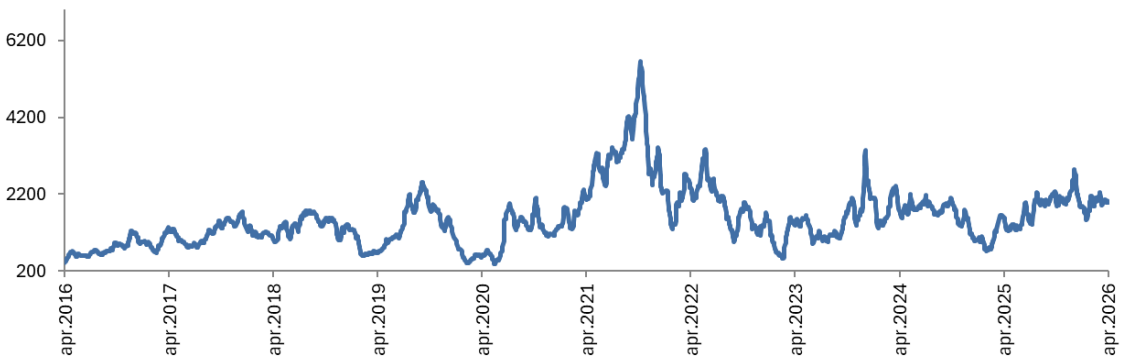
BPI - BSI - LAST 10 YEARS



BCI - LAST 10 YEARS



BDI - LAST 10 YEARS





OSLO SHIPBROKERS

Strandveien 50C, 1366 Lysaker, Norway

Telephone: (+47) 67 100 100

Email: osloship@osb.no