## SHIP VALUES - DRY BULK

| (USD Mill) | End 21 | End 22 | End 23 | December 24 | January 25 |
|---|---|---|---|---|---|
| 32.000/2003 | 10,0 | 9,5 | 7,5 | 8,0 | 7,5 |
| 34.000/2008 | 13,5 | 13,5 | 10,0 | 11,0 | 10,5 |
| 37.000/2013 (Eco) | 21,0 | 17,0 | 18,0 | 18,0 | 16,5 |
| 52.000/2003 | 12,0 | 10,0 | 8,0 | 10,0 | 9,0 |
| 56.000/2008 | 17,5 | 14,0 | 14,0 | 14,5 | 13,5 |
| 63.000/2013 (Eco) | 25,5 | 22,0 | 22,5 | 22,5 | 21,0 |
| 76.000/2003 | 13,0 | 11,5 | 8,0 | 9,5 | 8,5 |
| 80.000/2008 | 18,0 | 15,5 | 15,0 | 13,5 | 13,0 |
| 82.000/2013 (Eco) | 27,5 | 25,0 | 24,0 | 22,5 | 21,0 |
| 176.000/2003 | 18,0 | 13,0 | 14,0 | 15,0 | 14,0 |
| 177.000/2008 | 28,5 | 20,0 | 21,0 | 26,0 | 25,0 |
| 180.000/2013 (Eco) | 39,5 | 32,0 | 33,0 | 35,0 | 35,0 |
| 204,000/2003 | 19,0 | 16,0 | 16,0 | 17,0 | 16,0 |
| 207,000/2008 | 32,0 | 22,0 | 23,0 | 30,0 | 29,0 |
| 210,000/2013 (Eco) | 46,0 | 38,0 | 41,0 | 43,0 | 43,0 |

2nd hand values based on Japanese built dry bulk carriers

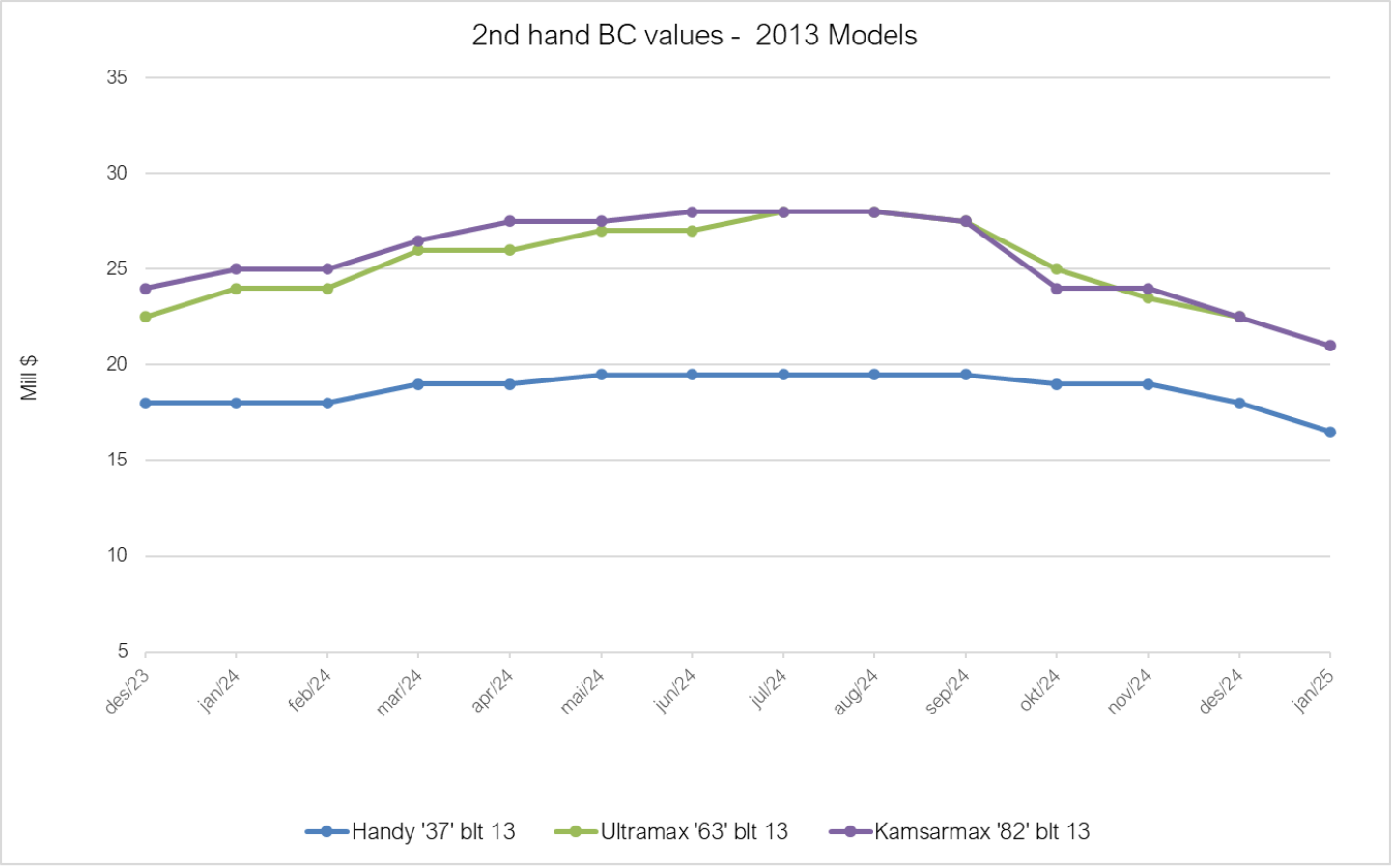
2nd hand BC values - 2013 Models
Mill $
35
30
25
20
15
10
5
des/23
jan/24
feb/24
mar/24
apr/24
mai/24
jun/24
jul/24
aug/24
sep/24
okt/24
nov/24
des/24
jan/25
Handy '37' blt 13
Ultramax '63' blt 13
Kamsarmax '82' blt 13

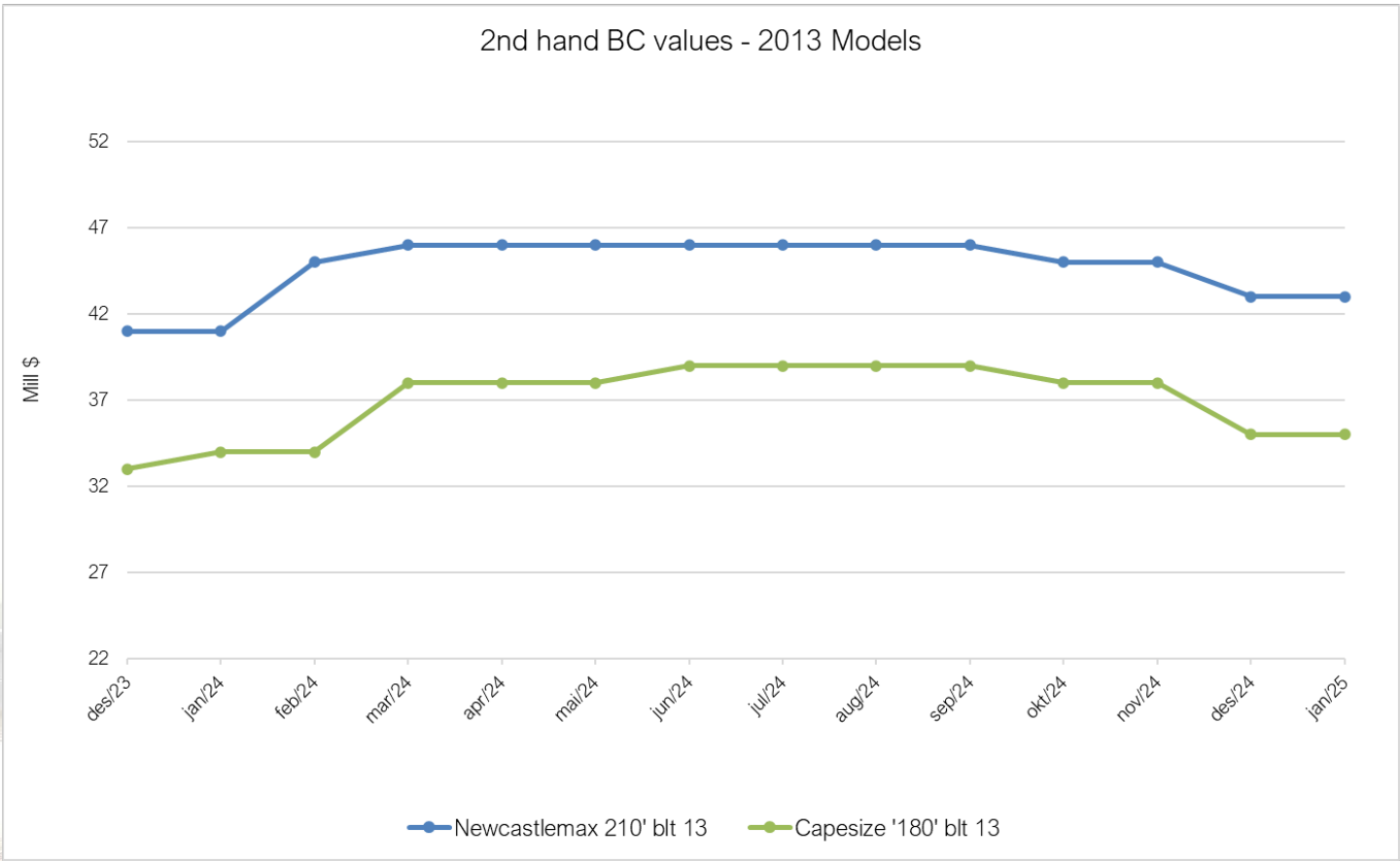
2nd hand BC values - 2013 Models
Mill $
52
47
42
37
32
27
22
des/23
jan/24
feb/24
mar/24
apr/24
mai/24
jun/24
jul/24
aug/24
sep/24
okt/24
nov/24
des/24
jan/25
Newcastlemax 210' blt 13
Capesize '180' blt 13

# NEWBUILDING PRICES

| (USD Mill) | End 21 | End 22 | End 23 | December 24 | January 25 |
|---|---|---|---|---|---|
| Handysize (40 tdw) | 29,0 | 29,0 | 30,5 | 31,0 | 31,0 |
| Ultramax (64 tdw) | 32,0 | 31,5 | 33,0 | 34,5 | 34,5 |
| Kamsarmax (82 tdw) | 28,0 | 33,5 | 35,0 | 37,5 | 37,5 |
| Newcastlemax (210 tdw) | 67,0 | 63,0 | 70,0 | 78,5 | 78,5 |

N/B prices based on reputable Chinese shipyards and Tier III standard

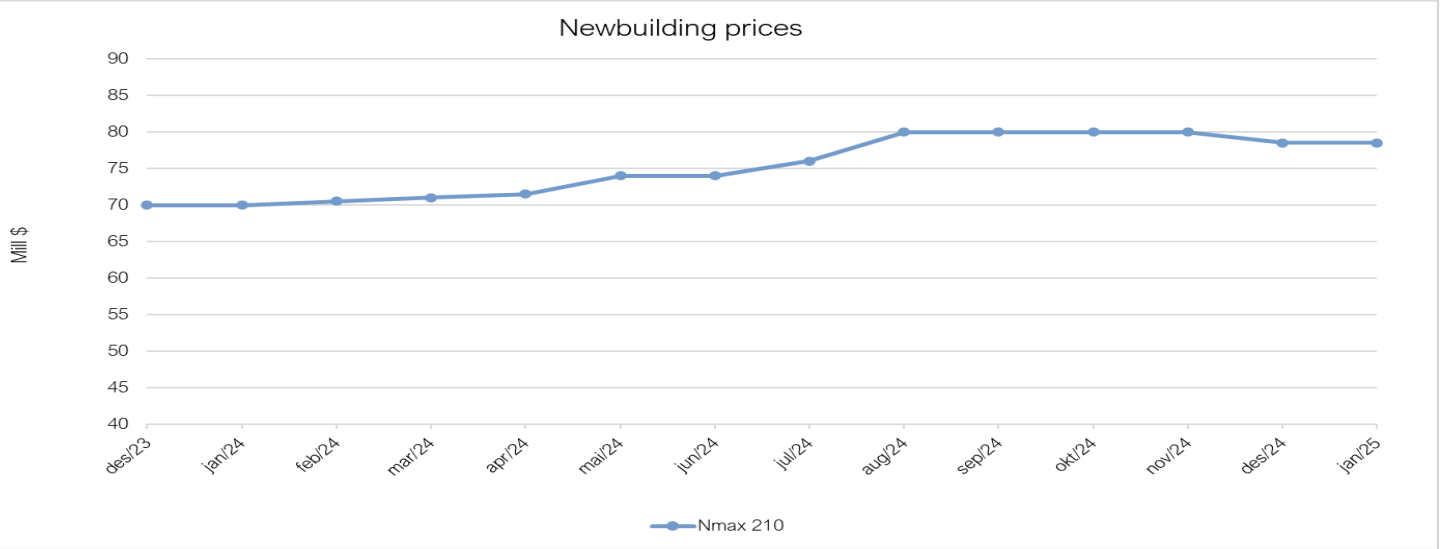


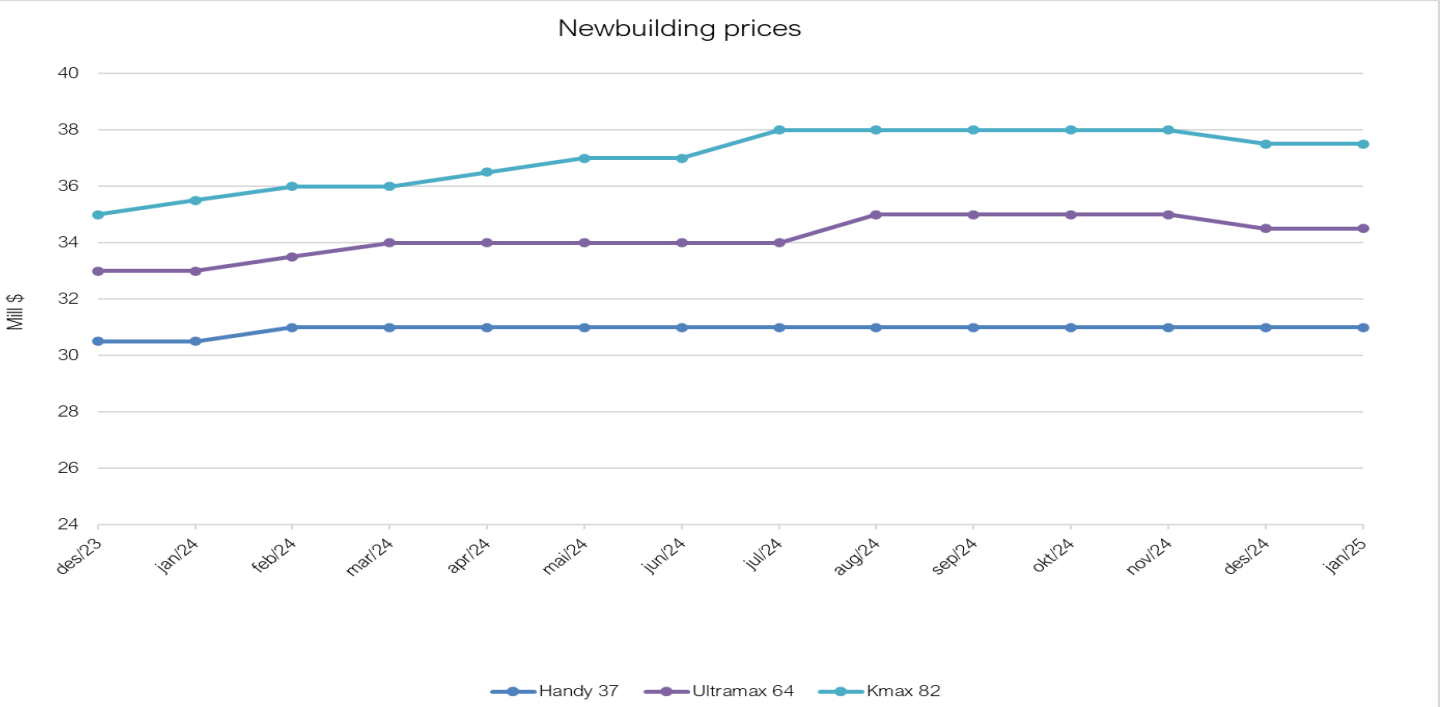

RECENT SALES

| Name | DWT | Built | | Yard | Price USD | | Buyers | Date |
|---|---|---|---|---|---|---|---|---|
| MOMO GLORY | 28 222 | 2014 | Japan | I-S Shipyard | $ | 12 000 000 | Greek | Dec 17 |
| TEAM SAMBA | 31 700 | 2005 | Japan | Saiki Heavy Industry | $ | 9 300 000 | Undisclosed | Dec 07 |
| MAPLE BREEZE | 31 807 | 2010 | China | Guangzhou Huangpu | $ | 11 000 000 | Undisclosed | Dec 05 |
| IYO SEA | 37 537 | 2015 | Japan | Imabari | $ | 18 000 000 | Undisclosed | Dec 18 |
| GLOBAL SAIKAI | 51 828 | 2007 | Japan | Oshima Shipbuilding | $ | 12 200 000 | Undisclosed | Dec 10 |
| JPS BARCELONA | 55 783 | 2010 | Vietnam | Hyundai-Vinashi | $ | 12 900 000 | Greek | Dec 13 |
| INDIGO OMEGA | 56 092 | 2012 | Japan | Mitsui Chiba | $ | 17 200 000 | Greek | Dec 16 |
| PORTHOS | 56 825 | 2010 | China | Jiangsu Hantong | $ | 13 000 000 | PT Pelayaran Ba | Dec 03 |
| GLBS MAGIC | 64 195 | 2024 | China | NACKS | $ | 25 000 000 | Japanese | Dec 27 |
| STRATTON | 74 403 | 2004 | China | Hudong Zhonghua | $ | 7 300 000 | Far Eastern | Dec 05 |
| CHANDRA KIRANA | 75 700 | 2012 | China | Guangzhou Huangpu | $ | 12 000 000 | Undisclosed | Dec 10 |
| NAVIOS SAGITTARIUS | 75 756 | 2006 | Japan | Sanoyas | $ | 10 500 000 | Undisclosed | Dec 06 |
| RU MENG LING | 81 487 | 2010 | Japan | Universal | $ | 15 400 000 | Greek | Dec 21 |
| TWINKLE ISLAND | 82 265 | 2012 | Japan | Tsuneishi | $ | 20 000 000 | Orion Bulk | Dec 17 |
| BETTYS DREAM | 82 641 | 2008 | Japan | Tsuneishi | $ | 12 880 000 | Undisclosed | Dec 19 |
| CEBTURY WAVE | 91 686 | 2013 | Japan | Oshima Shipbuilding | $ | 21 800 000 | Dongguan Haicha | Dec 11 |
| ZAMPA BLUE | 178 459 | 2011 | Japan | Mitsui Chiba | $ | 30 000 000 | Chinese | Dec 14 |
| BLUE LHOTSE | 180 132 | 2011 | Korea | Daehan | $ | 28 500 000 | Korea Line | Dec 04 |
| FEG SUCESS | 182 619 | 2010 | Japan | Kawasaki | $ | 28 000 000 | Korea Line | Dec 12 |
| PANORAMIX | 203 512 | 2007 | Taiwan | China Shipbuilding | $ | 28 000 000 | Chinese | Dec 18 |
| LINDA OLDENDORFF | 207 562 | 2014 | Korea | Hyundai HI | $ | 48 000 000 | Bohai Shipping | Dec 15 |
| SIKAMIA | 207 923 | 2008 | Japan | Universal | $ | 29 000 000 | Chinese | Dec 20 |

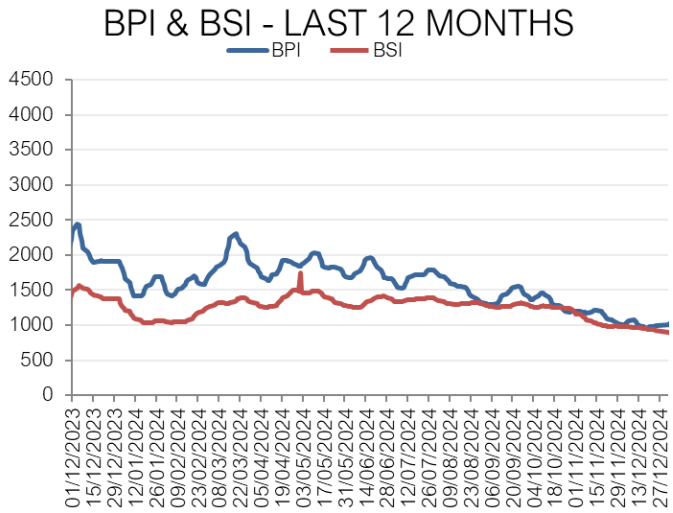
BPI & BSI - LAST 12 MONTHS
BPI
BSI
4500
4000
3500
3000
2500
2000
1500
1000
500
0
01/12/2023
15/12/2023
29/12/2023
12/01/2024
26/01/2024
09/02/2024
23/02/2024
08/03/2024
22/03/2024
05/04/2024
19/04/2024
03/05/2024
17/05/2024
31/05/2024
14/06/2024
28/06/2024
12/07/2024
26/07/2024
09/08/2024
23/08/2024
06/09/2024
20/09/2024
04/10/2024
18/10/2024
01/11/2024
15/11/2024
29/11/2024
13/12/2024
27/12/2024

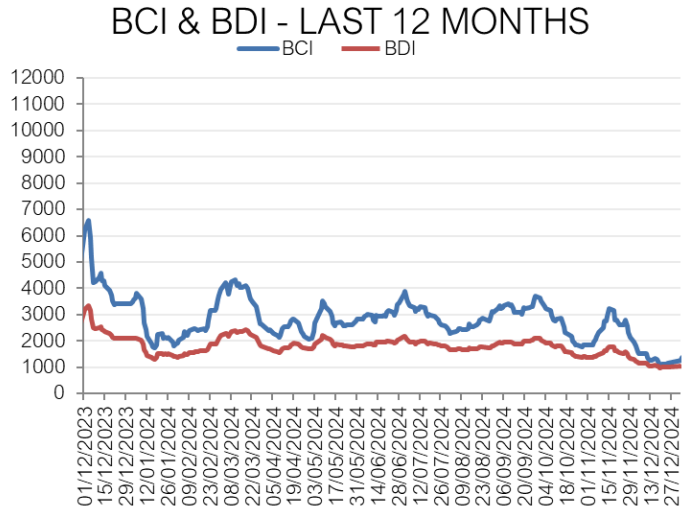
BCI & BDI - LAST 12 MONTHS
BCI
BDI
12000
11000
10000
9000
8000
7000
6000
5000
4000
3000
2000
1000
0
01/12/2023
15/12/2023
29/12/2023
12/01/2024
26/01/2024
09/02/2024
23/02/2024
08/03/2024
22/03/2024
05/04/2024
19/04/2024
03/05/2024
17/05/2024
31/05/2024
14/06/2024
28/06/2024
12/07/2024
26/07/2024
09/08/2024
23/08/2024
06/09/2024
20/09/2024
04/10/2024
18/10/2024
01/11/2024
15/11/2024
29/11/2024
13/12/2024
27/12/2024

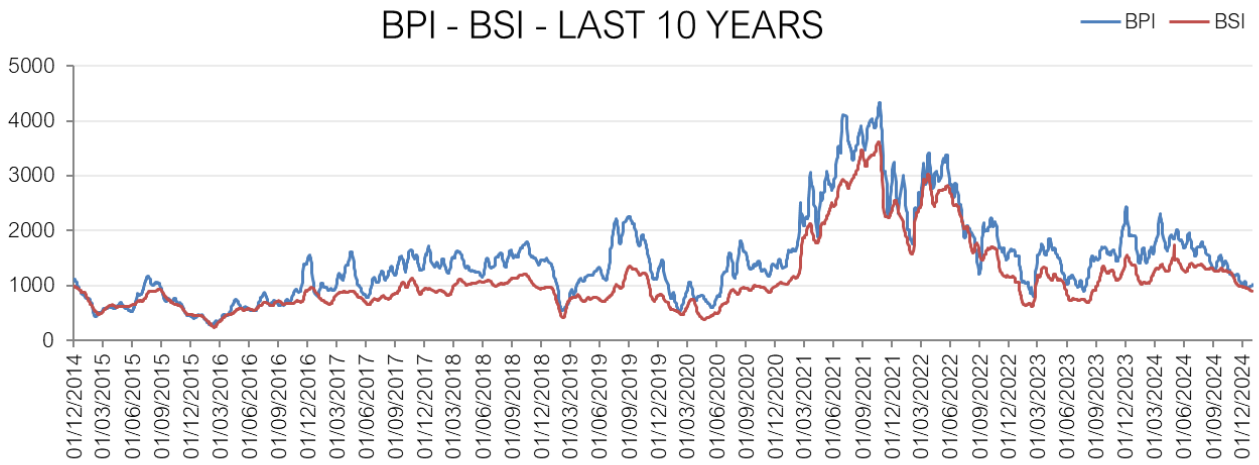
BPI - BSI - LAST 10 YEARS
BPI
BSI
5000
4000
3000
2000
1000
0
01/12/2014
01/03/2015
01/06/2015
01/09/2015
01/12/2015
01/03/2016
01/06/2016
01/09/2016
01/12/2016
01/03/2017
01/06/2017
01/09/2017
01/12/2017
01/03/2018
01/06/2018
01/09/2018
01/12/2018
01/03/2019
01/06/2019
01/09/2019
01/12/2019
01/03/2020
01/06/2020
01/09/2020
01/12/2020
01/03/2021
01/06/2021
01/09/2021
01/12/2021
01/03/2022
01/06/2022
01/09/2022
01/12/2022
01/03/2023
01/06/2023
01/09/2023
01/12/2023
01/03/2024
01/06/2024
01/09/2024
01/12/2024

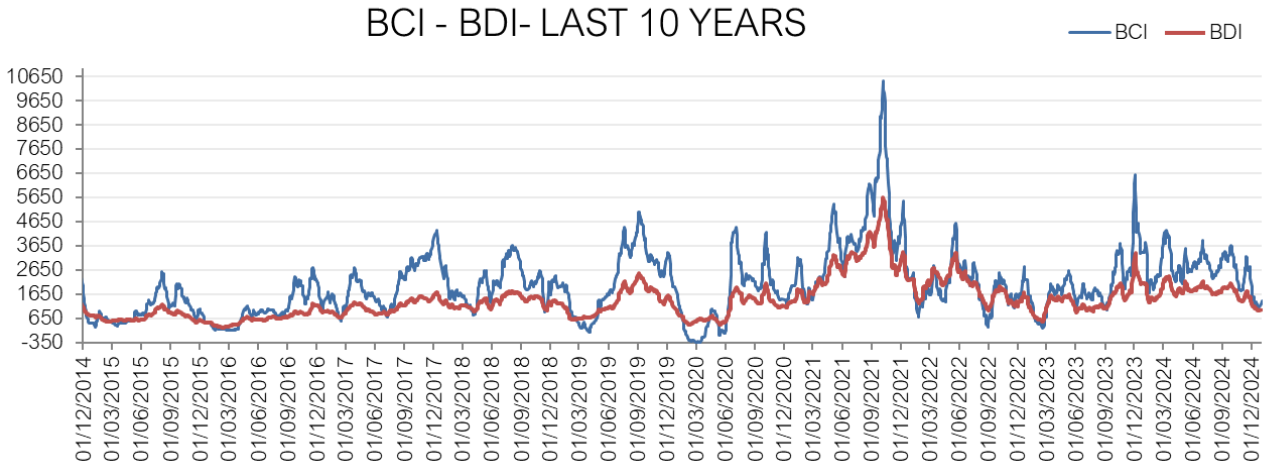
BCI - BDI- LAST 10 YEARS
BCI
BDI
10650
9650
8650
7650
6650
5650
4650
3650
2650
1650
650
-350
01/12/2014
01/03/2015
01/06/2015
01/09/2015
01/12/2015
01/03/2016
01/06/2016
01/09/2016
01/12/2016
01/03/2017
01/06/2017
01/09/2017
01/12/2017
01/03/2018
01/06/2018
01/09/2018
01/12/2018
01/03/2019
01/06/2019
01/09/2019
01/12/2019
01/03/2020
01/06/2020
01/09/2020
01/12/2020
01/03/2021
01/06/2021
01/09/2021
01/12/2021
01/03/2022
01/06/2022
01/09/2022
01/12/2022
01/03/2023
01/06/2023
01/09/2023
01/12/2023
01/03/2024
01/06/2024
01/09/2024
01/12/2024

OSLO SHIPBROKERS