



OSLO SHIPBROKERS

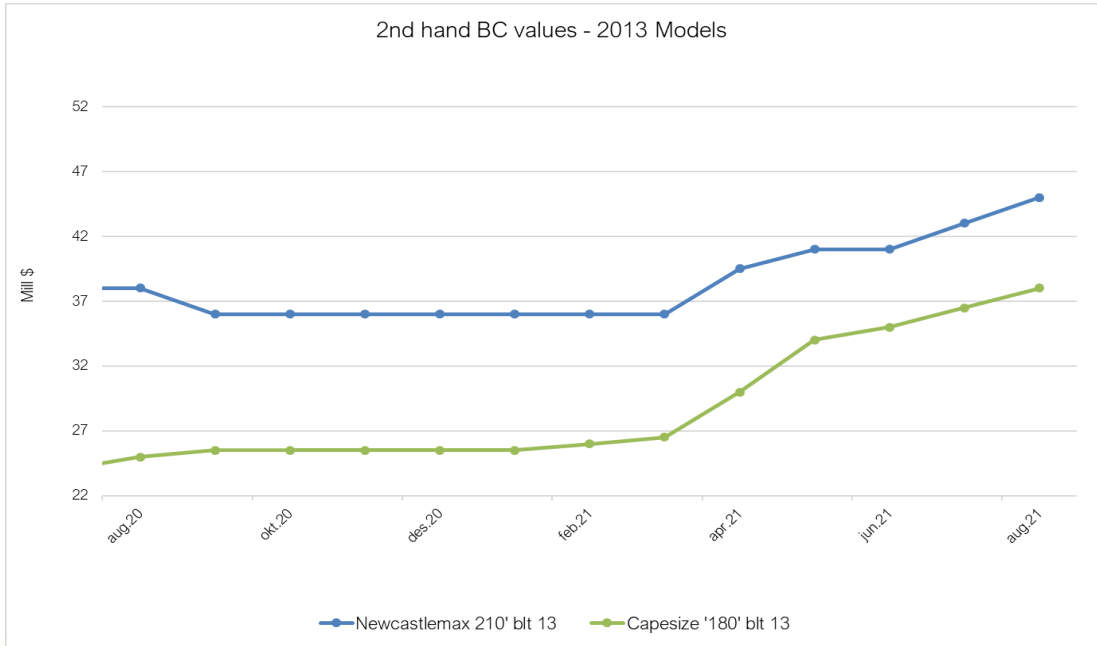
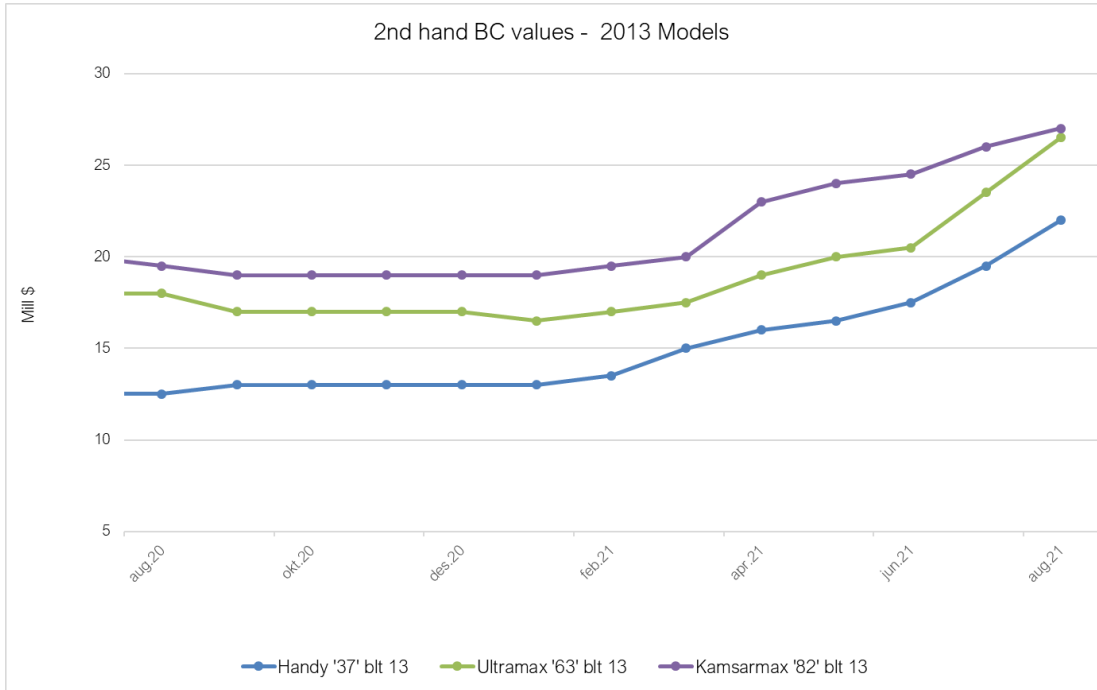
OSLO SHIPBROKERS' DRY BULK REPORT – JUNE 2021

WWW.OSB.NO

SHIP VALUES - DRY BULK

| (USD Mill) | End 18 | End 19 | End 20 | July 21 | Aug 21 |
|--------------------|--------|--------|--------|---------|--------|
| 32.000/2003 | 8,0 | 6,0 | 5,0 | 9,5 | 10,5 |
| 34.000/2008 | 12,0 | 8,0 | 8,0 | 12,0 | 13,5 |
| 37.000/2013 (Eco) | 17,5 | 15,0 | 13,0 | 19,5 | 22,0 |
| 52.000/2003 | 9,0 | 7,5 | 6,0 | 11,0 | 13,0 |
| 56.000/2008 | 14,0 | 12,0 | 9,5 | 16,0 | 18,0 |
| 63.000/2013 (Eco) | 22,0 | 19,5 | 17,0 | 23,5 | 26,5 |
| 76.000/2003 | 10,0 | 8,0 | 7,0 | 12,5 | 13,5 |
| 80.000/2008 | 16,0 | 14,0 | 11,5 | 18,0 | 19,0 |
| 82.000/2013 (Eco) | 24,0 | 22,0 | 19,0 | 26,0 | 27,0 |
| 176.000/2003 | 15,5 | 13,5 | 11,0 | 16,5 | 18,0 |
| 177.000/2008 | 26,0 | 20,0 | 16,5 | 25,5 | 27,0 |
| 180.000/2013 (Eco) | 37,0 | 27,0 | 25,5 | 36,5 | 38,0 |
| 204.000/2003 | 16,0 | 15,5 | 11,5 | 19,0 | 21,0 |
| 207.000/2008 | 27,0 | 25,0 | 18,0 | 27,5 | 31,0 |
| 210.000/2013 (Eco) | 44,0 | 45,0 | 36,0 | 43,0 | 45,0 |

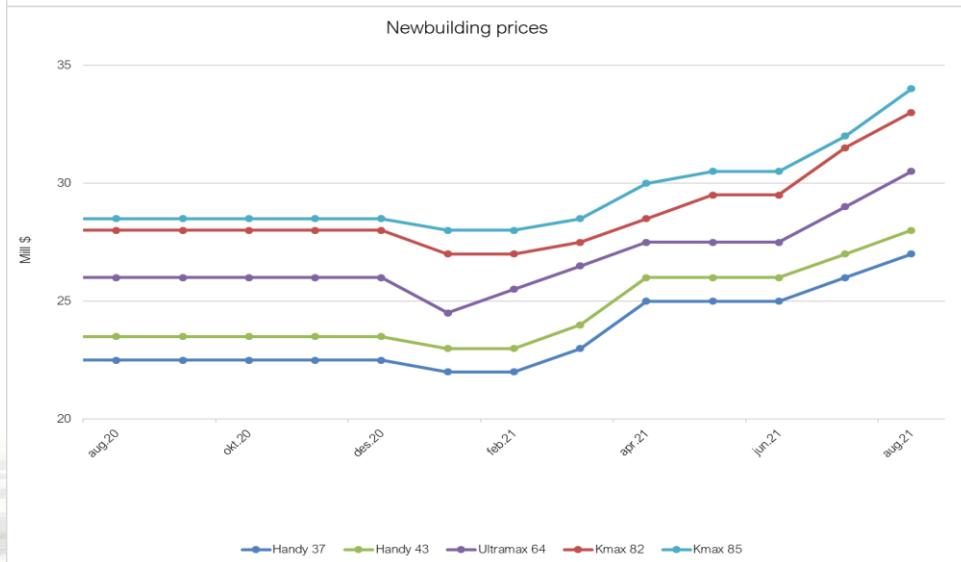
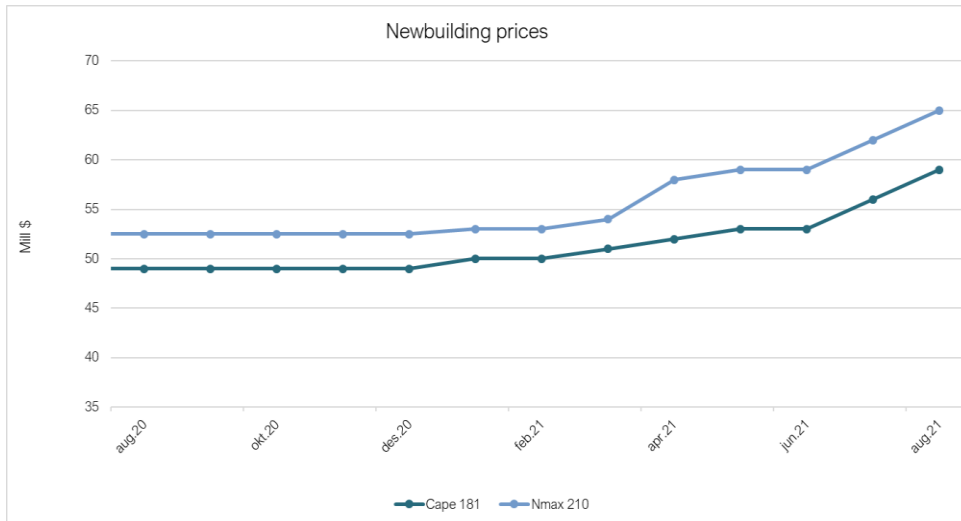
2nd hand values based on Japanese built dry bulk carriers



NEWBUILDING PRICES

| (USD Mill) | End 18 | End 19 | End 20 | July 21 | August 21 |
|-----------------------|--------|--------|--------|---------|-----------|
| Handysize 37k tdw | 23,0 | 23,0 | 22,5 | 26,0 | 27,0 |
| Handysize 43k tdw | 24,0 | 24,0 | 23,5 | 27,0 | 28,0 |
| Ultramax 64k tdw | 26,0 | 26,0 | 26,0 | 29,0 | 30,5 |
| Kamsarmax 82k tdw | 28,5 | 28,5 | 28,0 | 31,5 | 33,0 |
| Kamsarmax 85k tdw | 28,5 | 28,5 | 28,5 | 32,0 | 34,0 |
| Capesize 181k tdw | 49,0 | 49,0 | 49,0 | 56,0 | 59,0 |
| Newcastlemax 210k tdw | 53,0 | 53,0 | 52,5 | 62,0 | 65,0 |

N/B prices based on reputable Chinese shipyards and Tier III standard



RECENT SALES

| Name | DWT | Built | Yard | Price USD | Buyers | Date |
|-------------------|--------|-------|------------|-----------------|---------------|----------------------|
| FOUR DIAMOND | 34059 | 2011 | Vietnam | PHA RUNG | \$ 12 750 000 | undisclosed Aug. 21 |
| ORIENT GLORY | 32419 | 2013 | Korea, Rep | SAMHO SHIPBUILD | \$ 15 550 000 | Greek Aug. 21 |
| NEW POWER | 32070 | 2012 | Japan | Hakodate Dock - | \$ 15 250 000 | undisclosed Aug. 21 |
| NICOLINE BULKER | 38191 | 2012 | Japan | Naikai Zosen Co | \$ 20 000 000 | undisclosed Aug. 21 |
| WAN AN | 42717 | 1998 | Japan | IHI - TOKYO | \$ 7 000 000 | Chinese Aug. 21 |
| PRABHU GOPAL | 56025 | 2003 | Japan | mitsui TAMANO | \$ 15 300 000 | undisclosed Aug. 21 |
| ANTOINE | 55498 | 2009 | Japan | mitsui CHIBA IC | \$ 19 200 000 | Beks Aug. 21 |
| ATLANTIC ENSENADA | 55814 | 2006 | Japan | Kawasaki Shipbu | \$ 15 800 000 | Bdesh Aug. 21 |
| MELATI LAUT | 56643 | 2011 | China | QINGSHAN SHIPYA | \$ 15 300 000 | Chinese Aug. 21 |
| SANTA BARBARA | 61381 | 2013 | Japan | IWAGI ZOSEN CO | \$ 24 500 000 | Far Eastern Aug. 21 |
| NORD PEAK | 61649 | 2011 | Japan | OSHIMA SHIPBUL | \$ 22 500 000 | Hong Kong Aug. 21 |
| LEMESOS QUEEN | 76565 | 2008 | Japan | Imabari Shbldg | \$ 18 800 000 | Mid East Aug. 21 |
| RANGER | 82172 | 2012 | China | Tsuneishi Zhou | \$ 24 000 000 | undisclosed Aug. 21 |
| YUMETAMOU | 181407 | 2012 | Japan | KOYO DOCKYARD C | \$ 32 300 000 | Safe Bulkers Aug. 21 |
| FRONTIER PHOENIX | 181356 | 2011 | Japan | KOYO DOCKYARD C | \$ 33 750 000 | greeks Aug. 21 |
| CAPE UNITED | 203137 | 2007 | Japan | Universal Shbld | \$ 22 000 000 | Greek Aug. 21 |

LAST REPRESENTATIVE SALES

| Name | DWT | Built | Yard | Price USD | Buyers | Date |
|--------------------|--------|-------|------------|-----------------|---------------|-----------------------|
| GEKISTAR | 28352 | 2008 | Japan | SHIMANAMI SHIPY | \$ 10 300 000 | Undisclosed Aug. 21 |
| ULTRA CALBUCO | 37981 | 2017 | Japan | I-S SHIPYARD CO | \$ 23 100 000 | Chellaram Aug. 21 |
| NEREUS ISLAND | 37920 | 2014 | Japan | Imabari Shbldg | \$ 21 000 000 | Pacific Basin Aug. 21 |
| NORD TRUST | 55693 | 2009 | Japan | mitsui TAMANO | \$ 16 000 000 | Undisclosed Aug. 21 |
| NEW ASPIRATION | 61448 | 2011 | Japan | IWAGI ZOSEN CO | \$ 21 500 000 | Greek Aug. 21 |
| OCEAN PHOENIX TREE | 62623 | 2017 | Japan | OSHIMA SHIPBUL | \$ 29 500 000 | undisclosed Aug. 21 |
| CANEA | 75356 | 2007 | Japan | Universal Shbld | \$ 17 300 000 | Undisclosed Aug. 21 |
| AM EXPRESS | 82245 | 2010 | Philippine | Tsuneishi Heavy | \$ 21 250 000 | Undisclosed Aug. 21 |
| BULK DENMARK | 181360 | 2010 | Japan | KOYO DOCKYARD C | \$ 31 000 000 | Greek Aug. 21 |
| HARK OLDENDORFF | 209325 | 2016 | China | Jiangsu Newyang | \$ 45 000 000 | JP Morgan Aug. 21 |

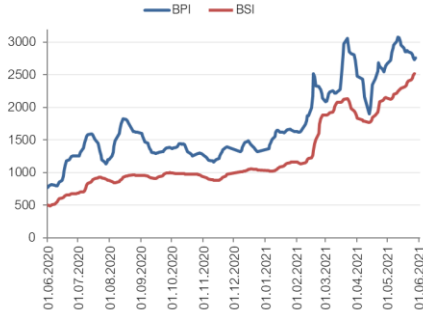
DEMOLITION

USD / LT

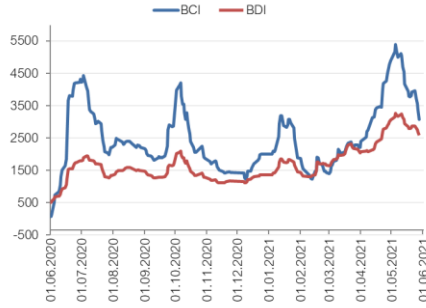
| | Dry Bulk | Tankers | Containers |
|------------|----------|---------|------------|
| Bangladesh | 590 | 600 | 610 |
| Pakistan | 580 | 590 | 600 |
| India | 560 | 570 | 580 |
| Turkey | 280 | 290 | 300 |



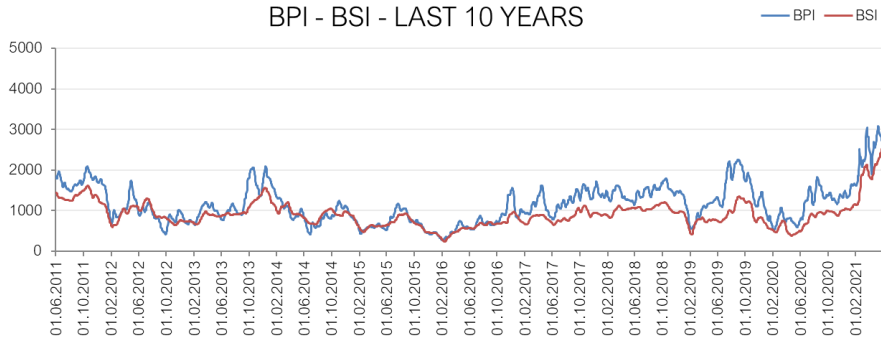
BPI & BSI - LAST 12 MONTHS



BCI & BDI - LAST 12 MONTHS



BPI - BSI - LAST 10 YEARS



BDI - BCI - LAST 10 YEARS

